

DFID's Support for Civil Society Organisations through Programme Partnership Arrangements







Independent
Commission
for Aid Impact

Contents

Executive Summary	1
1 Introduction	2
2 Findings	7
Objectives	7
Delivery	13
Impact	16
Learning	19
3 Conclusions and Recommendations	22
Annex	25
Abbreviations	37

The Independent Commission for Aid Impact (ICAI) is the independent body responsible for scrutinising UK aid. We focus on maximising the effectiveness of the UK aid budget for intended beneficiaries and on delivering value for money for UK taxpayers. We carry out independent reviews of aid programmes and of issues affecting the delivery of UK aid. We publish transparent, impartial and objective reports to provide evidence and clear recommendations to support UK Government decision-making and to strengthen the accountability of the aid programme. Our reports are written to be accessible to a general readership and we use a simple ‘traffic light’ system to report our judgement on each programme or topic we review.

	Green: The programme performs well overall against ICAI’s criteria for effectiveness and value for money. Some improvements are needed.
	Green-Amber: The programme performs relatively well overall against ICAI’s criteria for effectiveness and value for money. Improvements should be made.
	Amber-Red: The programme performs relatively poorly overall against ICAI’s criteria for effectiveness and value for money. Significant improvements should be made.
	Red: The programme performs poorly overall against ICAI’s criteria for effectiveness and value for money. Immediate and major changes need to be made.

Executive Summary

This report examines the Department for International Development's (DFID's) Programme Partnership Arrangements (PPAs) – one of the principal mechanisms through which it funds civil society organisations (CSOs).¹ In the current funding round (2011-14), DFID will provide a total of £120 million a year to 41 organisations, with grants ranging from £151,000 to £11 million. Through the PPAs, DFID supports CSOs that share its objectives and have strong delivery capacity. It provides CSOs with 'unrestricted' funding, giving them the flexibility to follow agreed strategic priorities. We assess the effectiveness and value for money of the PPA instrument, looking at partner selection, reporting and accountability. We comment in particular on six case study CSOs.

Overall Assessment: Green-Amber

We recognise that a vibrant civil society sector is an essential part of the UK aid landscape. While it is too early to conclude on the overall impact of the current funding round, we identify that PPAs are helping to drive innovation in the recipient organisations. In particular, they are improving the quality of performance management and accountability for results. We think it is likely that these changes will lead to improved results for intended beneficiaries, not just from PPA funding but across the CSOs' full range of activities. We conclude, however, that DFID would achieve more with its PPAs if it were to refocus on the added value they can provide as a strategic instrument, in particular when contrasted with the other CSO funding mechanisms that DFID uses.

Objectives Assessment: Amber-Red

Uncertainty on policy within DFID during implementation led to objectives being unclear for this round of the PPAs. DFID should have been more explicit about what it hoped to achieve with the PPA instrument and then more strategic with its selection of CSOs. First, it should have identified which corporate priorities it wanted the PPAs to support. It should then have used a competitive grant-making process designed to maximise that contribution, with fair and transparent competition. It is notable that DFID set funding levels based on an assessment of CSOs' capacity and not the expected contribution of each PPA to DFID's results.

Delivery Assessment: Green-Amber

DFID has placed a strong emphasis on making CSOs accountable for the delivery of PPAs, which has helped to improve their performance. DFID could have done more, however, to engage with CSOs on shared

objectives. We are concerned that the PPAs have not, in practice, operated as partnerships. DFID failed to define what it hoped to gain from working with CSOs and, as a result, has gained less than it might have done. In particular, the CSOs' knowledge, influence and expertise could be adding further value to DFID's work.

Impact Assessment: Green-Amber

While it is too early to conclude on the impact of the current PPAs on intended beneficiaries and linking of strategic flexible funding with improved impact is difficult to verify at this stage, the prospects appear to be good. The CSOs we examined appear to be on track to deliver their expected results. This round of PPAs has helped to bring about a major and positive shift in the way that CSOs focus on results. The PPAs are also enabling improvements to CSOs' governance, financial management and delivery.

Learning Assessment: Amber-Red

DFID's approach to monitoring and evaluation has been overly complex and poorly adapted to the strategic nature of the PPAs. Scrutiny has at times been disproportionate and CSO monitoring could usefully involve beneficiaries more. We are concerned that DFID is not obtaining best value from the contractor appointed to evaluate PPA performance (albeit DFID's specification of the task was complex, making achievement difficult). On the other hand, the Learning Partnership has proved highly effective at promoting joint learning and innovation, to the benefit of both PPA holders and the wider community of development CSOs. On its own, the Learning Partnership would score well (a Green).

Key recommendations

Recommendation 1: If DFID decides to continue with PPAs, or a similar grant-making instrument, it should use the intervening period to develop a more strategic, transparent and fair process for selecting CSOs and allocating funding. DFID should consider, both for this round and for any future rounds, extending the PPAs to more than three years to allow the strategic and innovative aspects of this unrestricted funding to develop.

Recommendation 2: DFID should assign a technical counterpart to each PPA to ensure that both it and CSOs obtain full value from the partnership.

Recommendation 3: DFID should re-design the monitoring and evaluation system for PPAs so that it is less cumbersome and better suited to the long-term strategic nature of this funding.

Recommendation 4: DFID should strengthen the role of the Learning Groups, in order to ensure that lessons learned are shared more widely within DFID and with civil society partners.

¹ DFID uses the term civil society organisation (CSO) to include non-governmental organisations (NGOs), which is often the more commonly used term.

1 Introduction

- 1.1 This review considers the Department for International Development's (DFID's) £120 million annual funding of civil society organisations (CSOs²) through 41 Programme Partnership Arrangements (PPAs). It considers the performance of the grant-making mechanism as a whole and in respect of six case studies: Christian Aid; Action Aid; WWF; a consortium led by Restless Development; Conciliation Resources; and the Ethical Trading Initiative (ETI).³ This represents a spread of large, medium and small organisations with a variety of specialisations and focusses.
- 1.2 The present round of PPA funding began in 2011 and is intended to run until 2014. While it is too early to draw conclusions as to the impact of the current PPAs, there is evidence on which we can assess their prospects for success. PPAs are not a new mechanism. DFID has been funding through PPAs since 2000; four out of our six case study CSOs have previously held PPAs.⁴ While this evaluation is primarily concerned with the current round, it also draws on learning from PPAs since 2000.
- 1.3 In this review, we do not offer an overall judgement on the merits of PPAs as a type of assistance, as it is not our remit to make recommendations on policy. The purpose of this evaluation is to assess the delivery, effectiveness and impact of DFID's PPAs, with a view to improving implementation of the current round and helping to shape any similar CSO funding instrument in the future. We concentrated on DFID's decision-making processes, on the quality of its performance management and on the impact of PPA funding.

CSOs working with DFID

The role of CSOs in international development

- 1.4 Civil society is a vital actor in international development. An important share of global aid flows is spent through CSOs. CSOs play several key roles in the development process. In a 2006 report, the National Audit Office (NAO) concluded

that CSOs strengthen the voice of the poor, promote awareness in the UK of development issues, advocate for change, hold governments to account, provide humanitarian assistance, deliver services and build capacity in developing countries.⁵

- 1.5 The UK has a particularly vibrant community of CSOs active in development.⁶ They relate to DFID in different ways, which sometimes overlap:
- **Delivering programmes:** DFID engages CSOs to deliver programmes across the world, usually through direct grants but also, on occasion, through a competitive tender;
 - **As partners:** DFID and CSOs work as partners in pursuit of joint objectives, such as the global campaigns to eradicate landmines and polio.⁷ DFID supports CSOs (such as Conciliation Resources) that can work in areas that other agencies (for instance governments) can find hard to access. They collaborate on generating knowledge and developing policy. Restless Development and Christian Aid, for example, have both worked with DFID on the development of the successor to the Millennium Development Goals after 2015; and
 - **As challengers:** CSOs continuously lobby DFID and the UK Government, as well as recipient governments, for changes to policy. Christian Aid, for example, is campaigning for more action on corporate tax avoidance.⁸ DFID reports that it received over 100,000 letters,

⁵ Department for International Development: *Working with Non-Governmental and other Civil Society Organisations to Promote Development*, The Comptroller and Auditor General, July 2006, <http://www.nao.org.uk/wp-content/uploads/2006/07/05061311.pdf>. For a wider discussion on the role of CSOs and associated challenges, see Banks, Nicola with David Hulme, *The role of NGOs and civil society in development and poverty reduction*, The Brooks World Poverty Institute, The University of Manchester, June 2012, <http://www.bwpi.manchester.ac.uk/resources/Working-Papers/bwpi-wp-17112.pdf>.

⁶ This round of PPAs was the first that was open to CSOs worldwide. Previously, only UK-based organisations could apply. In practice, applicants and successful grantees were predominantly from the UK.

⁷ *Fifteen years after the landmine ban the number of new casualties halves*, Reliefweb, December 2012, <http://reliefweb.int/report/world/fifteen-years-after-landmine-ban-number-new-casualties-halves>.

⁸ See examples of Christian Aid's press releases on tax avoidance, such as <http://www.christianaid.org.uk/pressoffice/pressreleases/december-2012/government-must-follow-aid-pledge-with-action-on-tax-and-environment.aspx>, <http://www.christianaid.org.uk/pressoffice/pressreleases/december-2012/uk-government-must-do-more-to-tackle-financial-secrecy.aspx> and <http://www.christianaid.org.uk/pressoffice/pressreleases/february-2013/help-combat-tax-avoidance-across-the-world-christian-aid-urges-uk-government.aspx>.

² DFID uses the term civil society organisation (CSO) to include non-governmental organisations (NGOs), which is often the more commonly used term. We have chosen to keep DFID's usage.

³ See Figure A3 in the Annex for details of the income of these organisations.

⁴ Action Aid, Christian Aid, the Ethical Trading Initiative and WWF.

1 Introduction

emails and petition signatures from the public in 2012, many as a result of CSO campaigns.⁹

CSOs have multiple entry points to DFID

1.6 DFID's Civil Society Department (CSD), predominantly based in East Kilbride within the Policy and Research Division, is responsible for DFID's overall policy towards CSOs.¹⁰ CSD and the Conflict, Humanitarian and Security Department (CHASE), based in London, oversee most of the funding that DFID provides centrally to CSOs, including through PPAs.

1.7 These are not, however, the only points of contact between DFID and CSOs. One CSO might relate to many different DFID departments and staff, both centrally and in country offices. This is particularly the case for large international CSOs with multiple interests.

CSOs are an important funding channel for DFID

1.8 DFID spent at least £694 million through CSOs in 2011-12 (see Figure A1 in the annex). DFID staff informed us that the total is likely to be higher, since projects funded primarily through other channels (e.g. partner governments or multilateral organisations) may not report on the proportion of funds spent through CSOs.

1.9 There are two main channels within DFID for this spending:

- **DFID country offices:** of the £327 million spent through CSOs in 2011-12 by DFID's country offices, £154 million went to Africa, £102 million to South Asia and the remaining £71 million to other countries (Pakistan, Afghanistan, Libya and Yemen); and
- **DFID headquarters:** each year, DFID central departments oversee £367 million spending through CSOs. DFID's Policy and Research Directorate accounts for £265 million, of which the majority (£201 million) is managed by CSD, including £120 million in annual funding for PPAs.

1.10 PPAs are, therefore, DFID's largest central funding channel for CSOs. Figure A2 in the annex lists all centrally administered funding mechanisms used by DFID.

Programme Partnership Arrangements

Flexible funding to CSOs

1.11 DFID funding to CSOs falls into two categories. Using terminology from UK charities law, these are:

- **restricted funds**, which can only be used for a named purpose;¹¹ and
- **unrestricted funds** (also called 'core funds'), which can be used as flexible funding at the discretion of the CSO.¹²

1.12 It will be noted that the majority of the funding arrangements set out in Figure A2 in the annex are for restricted funding, whereas the PPAs (and the Strategic Grant Agreement for VSO) are for unrestricted funding.

1.13 Since the 1990s, DFID (and its predecessor, the Overseas Development Administration) has provided unrestricted funds to a small number of CSOs that were seen as strategic partners. Predictable and flexible finance was seen as a means of supporting their organisational development and allowing them to pursue their own development priorities. From 2000, these block grants developed into PPAs, with a typical length of 3 to 4 years. These are now in their fourth round of funding (2011-14).

1.14 In principle, the value of an unrestricted funding instrument like a PPA is that it strengthens CSOs' capacity. Flexible funding enables CSOs to set their own priorities and to develop their own areas of comparative advantage. It fosters risk-taking and innovation, allowing them to pilot untested initiatives that donors might not wish to fund directly.¹³ It enables them to invest in their own

⁹ On a DFID webpage dated 6 December 2012, DFID describes its response to 46 different civil society campaigns, of which 25 were led by PPA recipients: <http://webarchive.nationalarchives.gov.uk/20130128103201/http://www.dfid.gov.uk/get-involved/your-campaigns/>.

¹⁰ DFID informed us that 18 staff, including the head and deputy head of CSD, are based in East Kilbride. Four staff are permanently based in London.

¹¹ CSOs have usually been funded by DFID through an 'accountable grant', i.e. a grant for a particular project or output for which the recipient must account to DFID.

¹² The accounting requirements of the Charities Act 1993 and subsequent guidance require UK registered charities to identify funds they receive according to the terms under which they were given. See <http://www.fit4funding.org.uk/support-pages/when-you-receive-funding/restricted-funding/> for a simple explanation from The Charities Information Bureau.

¹³ *Better Aid: Civil Society and Aid Effectiveness – Findings Recommendations and Good Practice*, OECD, 2009.

1 Introduction

organisational development, including their governance and management structures, their fundraising capacity and their systems for learning. According to CSOs, it is very difficult to cover any of these items through conventional, restricted funding. Although it may take time, these strategic changes are expected to lead to improved impacts for intended beneficiaries.

- 1.15 Unrestricted funding also, in principle, allows for a different kind of relationship between donor and recipient. It demonstrates a level of trust by DFID in the CSOs' mission, integrity and capacity, allowing for a more genuine partnership. Potentially, it enables DFID to influence the overall strategy and programming choices of the recipient, thereby influencing a much larger pool of funding. It also gives DFID a basis on which to influence CSOs' organisational development – for example, by sharpening their focus on achieving concrete results.
- 1.16 DFID does not generally deliver aid itself, using others, such as CSOs, to do so. Channelling funding through CSOs enables the reach of UK aid to be extended. In particular, CSOs will often have infrastructure and delivery capabilities in fragile and conflict states, which are now a priority in DFID's strategic approach.
- 1.17 While DFID's criteria have changed over the years, PPAs have generally supported organisations that share DFID's priorities and values, have high standards of corporate governance and offer an extensive reach in poor countries (or within the UK, for building support for development). These have usually, but by no means exclusively, been large CSOs. Small organisations are now equally capable of being eligible for such funding, to their and DFID's potential benefit.

The current round of PPAs (2011-14)

- 1.18 The current round of PPAs began as DFID was seeking to measure results better and improve accountability. DFID's thinking on these issues was evolving as it put the current PPAs in place. At the same time, there was a general uncertainty about the future of PPAs (see paragraphs 2.7 to 2.9 on

page 8). Consequently, the 2011-2014 PPAs were subject to a variety of different emphases than their predecessors. Evidence from DFID's documentation also indicates that the corporate expectations from these PPAs were subject to critical shifts as they were being put in place (see paragraph 2.11 on page 8).

- 1.19 A notable break from the past was that the 2011-14 round was the first in which CSOs openly competed for funds. Any CSO could apply, including those based outside the UK (again a first for this round). For the first time, DFID introduced two new independent layers: a due diligence process and an evaluation manager to assess CSO performance. It was also the case that the level of funding could be adjusted in the third year, depending on the level of achievement.
- 1.20 Figure 1 on page 5 lists the CSOs that were awarded PPAs for 2011-14. Of the £120 million total, £20 million is reserved for Conflict, Humanitarian, Security & Justice (CHSJ) PPAs, administered by CHASE.¹⁴ The remainder is for general PPAs. Four CSOs receive both General and CHSJ PPAs.

http://books.google.co.uk/books?id=7VCM5WD1xzkC&pg=PP1&dq=editions%3Avc1fYqf9_AC&pg=PP1#v=onepage&q&f=false

¹⁴ These cover the themes of humanitarian; resilience; conflict and fragile states; and security and justice.

1 Introduction

Figure 1: 2011-14 PPA recipients, ranked by level of planned annual funding

Recipient	General PPA	Conflict, Humanitarian, Security and Justice PPA	Annual funding (£ million) ¹⁵
Oxfam GB (Joint PPA)	□	□	11.2
Save the Children UK (Joint PPA)	□	□	9.4
International Planned Parenthood Federation	□		8.6
Christian Aid (Joint PPA)	□	□	7.3
Marie Stopes International	□		4.4
WaterAid	□		4.2
CAFOD	□		4.2
ActionAid	□		4.1
Plan UK	□		4.1
World Vision UK	□		3.9
International HIV/AIDS Alliance	□		3.9
Sightsavers	□		3.7
Transparency International (Joint PPA)	□	□	3.4
CARE International	□		3.2
GAIN	□		3.1
WWF UK	□		3.1
Farm Africa / Africa Now / Self-help Africa	□		3.1
Fairtrade Labelling Organisation	□		3.0
Practical Action	□		2.9
Restless Development / War Child / Youth Business International	□		2.8
HelpAge International	□		2.7
Malaria Consortium	□		2.7
Norwegian Refugee Council		□	2.5
Asia Foundation		□	2.4
Progressio	□		2.0
International Alert		□	1.7
Saferworld		□	1.7
British Red Cross		□	1.6
Avocats Sans Frontieres		□	1.5
Islamic Relief	□		1.2
ADD International	□		1.1
Penal Reform International		□	1.1

¹⁵ Funding figures shown are the annual average over the three years for each organisation. Actual amounts may vary once DFID makes performance-based adjustments. As a result, the total slightly exceeds DFID's total plan of £120 million. Our case study organisations are shaded grey.

Conciliation Resources		□	1.0
Gender Links	□		0.6
Womankind Worldwide	□		0.6
Article 19	□		0.5
CDA Collaborative Learning Projects		□	0.5
Ethical Trading Initiative	□		0.4
Development Initiatives		□	0.4
People in Aid		□	0.2
MapAction		□	0.2
Total			120.2

Source: DFID financial reporting

Our approach

1.21 This evaluation looked in detail at the six PPA recipients shaded in Figure 1. These were chosen as broadly representative of the types and size of CSOs currently funded through PPAs.

1.22 DFID's documentation shows some changes in emphasis in its objectives for PPAs over time. We, therefore, used the justification for funding made to the Secretary of State in July 2010, as the key statement of intent to Ministers, to frame our discussion of the PPAs' achievements (see paragraph 2.11 on page 8).

1.23 We have drawn on a range of other relevant reviews, such as:

- a 2006 NAO report;¹⁶
- evaluations of previous rounds of PPAs (both individual grants and the mechanism as a whole);
- annual review reports from individual PPA recipients;
- Independent Performance Reviews (IPRs) of each of the PPAs undertaken in 2012; and
- a mid-term review prepared in 2012 by Coffey, DFID's independent evaluation manager, assessing performance to October 2012.

1.24 Given the wealth of existing review material (the IPRs alone ran to over 5,300 pages), our evaluation methodology was designed to build on existing knowledge. It sought to avoid unnecessary

¹⁶ Department for International Development: Working with Non-Governmental and other Civil Society Organisations to promote development, The Comptroller and Auditor General, July 2006, <http://www.nao.org.uk/wp-content/uploads/2006/07/05061311.pdf>.

1 Introduction

additional burden on DFID or the CSOs in a process that has already been heavily scrutinised by DFID's contractors over the course of 18 months.

- 1.25 For each of our six case study CSOs, we interviewed representatives and assessed their programme management capacity, focussing in particular on financial reporting.
- 1.26 We interviewed DFID staff, consultants who had undertaken IPRs, DFID's independent evaluation manager, the NAO and a range of informed observers. We met with representatives of CSOs who benefit from PPAs but are not case-study organisations and also with others who failed to obtain PPAs in the 2011-14 round.
- 1.27 Investigative work for this review was undertaken by Agulhas Applied Knowledge, one of the organisations in ICAI's contractor consortium, under direct contract to ICAI. ICAI's lead contractor, KPMG, had provided due diligence assessments to DFID for these PPAs and was, therefore, excluded from any involvement in this report.
- 1.28 This study took place in parallel with ICAI's review of DFID's use of contractors to deliver programmes. That report covers, as one of its case studies, KPMG's contract with DFID during 2010-13 to provide due diligence for CSOs. We used Concerto LLP, not our contractor consortium, to undertake that review.¹⁷ The two investigative teams shared information and co-ordinated findings.

¹⁷ *DFID's use of contractors to deliver aid programmes*, ICAI, May 2013, <http://icai.independent.gov.uk/publications/icai-reports/>.

2 Findings

Objectives

Assessment: Amber-Red 

2.1 In this section, we examine the strategy behind DFID's use of PPAs. We discuss DFID's lack of clarity of purpose for this round of PPA funding. We also note how DFID did not explicitly match its strategic objectives to those of the grantees and how the process of CSO selection left room for improvement.

DFID's design of the PPA instrument

DFID's objectives for its work with CSOs

2.2 DFID has five overarching corporate objectives for its work with CSOs. These are that CSOs:

- 'deliver goods and services effectively and efficiently;
- empower citizens in developing countries to do things for themselves;
- enable civil society to influence, advocate and hold to account national, regional and international institutions including improving aid effectiveness;
- build and maintain capacity and space for active civil society; and
- build support for development in the UK.¹⁸

DFID sought to use PPAs as a complementary mechanism to other approaches

2.3 The PPAs were developed as one funding channel that DFID could use to support CSOs to achieve these objectives. PPAs were seen by DFID as having particular added value over other, more restricted funding mechanisms. They were complementary and distinctive from grants that were narrowly focussed on achieving specific deliverables.

2.4 The NAO acknowledged such potential advantages of PPAs in its 2006 report, finding that they 'offer the prospect of a more strategic approach to long-term development challenges, better co-ordination and reduced transaction costs – where they can be based on well-specified and monitorable strategic objectives'.¹⁹ It noted that the benefits can include

greater predictability, flexibility and reduced administration costs for both DFID and the recipient. A report by the Organisation for Economic Cooperation and Development (OECD) also commends the way that DFID's PPAs allow recipients to 'focus on strategic and substantive issues instead of constantly chasing funds'.²⁰ PPAs were thus inherently intended to be a mechanism that encouraged freedom and innovation.

The use of PPAs has merit but is unproven

2.5 There is, however, nothing automatic about the benefits of unrestricted funding. Whether benefits are achieved largely depends on the design of the PPAs and on the quality of the partnership they create. The 2006 NAO report also notes a number of potential disadvantages of unrestricted funding, in particular that DFID has less control over the use of the funds and finds it more difficult to assess their impact. Overall, the NAO concluded that the PPA mechanism is most likely to be 'suitable for well established CSOs where DFID has assessed governance arrangements to be strong'.²¹

2.6 The NAO recommended that DFID review all its CSO funding mechanisms to identify 'better evidence of the circumstances in which different approaches are likely to be best'.²² DFID undertook an internal portfolio review of its CSO projects in 2010 but was not able to find enough evidence to conclude on the comparative effectiveness of different civil society funding instruments. Nor was it able to conclude on the merits of civil society versus other funding channels. DFID therefore embarked on the current phase of PPAs believing, although without clear evidence, that the mechanism worked to improve aid effectiveness.²³

Auditor General, July 2006, <http://www.nao.org.uk/wp-content/uploads/2006/07/05061311.pdf>.

²⁰ *Better Aid: Civil Society and Aid Effectiveness – Findings Recommendations and Good Practice*, OECD, 2009, http://books.google.co.uk/books?id=7VCM5WD1xzkC&pg=PP1&dq=editions%3Avc11Yqf9_AC&pg=PP1#v=onepage&q&f=false.

²¹ *Department for International Development: Working with Non-Governmental and other Civil Society Organisations to promote development*, The Comptroller and Auditor General, July 2006, <http://www.nao.org.uk/wp-content/uploads/2006/07/05061311.pdf>.

²² *Department for International Development: Working with Non-Governmental and other Civil Society Organisations to promote development*, Comptroller and Auditor General, July 2006, <http://www.nao.org.uk/wp-content/uploads/2006/07/05061311.pdf>.

²³ We note that the PPA Learning Group has prepared a paper that uses the current round of PPAs to provide a case for the provision of unrestricted funding.

¹⁸ *Operational Plan 2011-2015 Civil Society Department*, DFID, May 2012, https://www.gov.uk/government/uploads/system/uploads/attachment_data/file/67420/csd-2011.pdf.

¹⁹ *Department for International Development: Working with Non-Governmental and other Civil Society Organisations to promote development*, The Comptroller and

2 Findings

Altered corporate priorities affected the PPA's strategic direction

2.7 Following the change of government in 2010, the then Secretary of State for International Development indicated that the 2011-14 round of PPA funding would be the last (a final decision on this remains pending). His preference was for restricted funding linked more closely to specific outputs and outcomes, emphasising the importance of holding CSOs accountable for their use of public funds.

2.8 This shift in policy direction brought some clear benefits to the design of the current PPAs. It sharpened the focus of both DFID and PPA recipients on the need for greater rigour in measuring results.

2.9 It also created an uncertain policy context for the current round of PPAs. This produced a lack of clarity about the use of unrestricted funding and the medium-term future of the approach. This, in turn, affected the coherence of the instrument.

DFID failed to design the PPAs around clear development objectives

2.10 We note that DFID does not appear to have used its corporate results framework (set out in Figure 2) to set priorities for this round of PPAs. This was published in December 2010, prior to the agreements being finalised with CSOs. DFID uses this framework to manage and report on its results. It was developed while DFID was putting in place the PPAs. We would have expected the two processes to be co-ordinated. DFID did not consistently set out what development outcomes or results it wanted the funding of CSOs through PPAs to support.

2.11 We have seen a range of documents setting out different objectives for PPAs at different times. The most authoritative of these was a submission to the Secretary of State in July 2010, on which the approval to implement this round of PPAs was given. We have, therefore, used this as the key statement of DFID's intent against which to frame our comments on the PPAs' impact. It stated that the 2011-14 round of PPA funding would focus on four key areas:

- **Innovation:** encouraging CSOs to test and scale up new ideas;
- **Results:** supporting CSOs with monitoring and evaluation systems and the ability to demonstrate results and value for money;
- **Efficiency:** supporting CSOs to lead reform, put into practice high standards of transparency and demonstrate efficiency; and
- **Leverage:** supporting partners to drive improvements and set high standards of excellence across the CSO sector.

Figure 2: DFID's Results Framework

Level 1: Progress on key development outcomes

- MDG1: Eradicate extreme poverty and hunger
- MDG2: Achieve universal primary education
- MDG3: Promote gender equality & empower women
- MDG4: Reduce child mortality
- MDG5: Improve maternal health
- MDG6: Combat HIV&AIDS, malaria & other diseases
- MDG7: Ensure environmental sustainability

Level 2: DFID Results

- *Bilateral programme results*, set out under the 'pillars' of wealth creation, poverty, vulnerability, nutrition and hunger, education, malaria, reproduction, maternal and neo-natal health, water and sanitation, humanitarian and emergency response, governance and security, climate change.
- *Multilateral programme results* set out under the 'pillars' of wealth creation, poverty, vulnerability, nutrition and hunger, health, education, water and sanitation, infrastructure, humanitarian.

Level 3: Operational Effectiveness

- Portfolio quality
- Pipeline delivery
- Monitoring and Evaluation
- Performance against DFID's structural reform plan

Level 4: Organisational Effectiveness

- Human resources
- Employee engagement
- Workforce diversity
- Finance
- Procurement
- Estates

Source: DFID Results Framework, DFID, 2010²⁴

²⁴ DFID's Results Framework: Managing and reporting DFID results, DFID, 2010, <http://www.dfid.gov.uk/Documents/publications1/DFID-external-results.pdf>.

2 Findings

2.12 We think that these objectives have merit. DFID is a funder, not a deliverer, of aid. These objectives are seeking to improve the quality of DFID's aid delivery. The PPA mechanism enables DFID to align with CSOs as important deliverers of aid, supporting their innovation and capacity building. The objectives do not, however, set out what development outcomes DFID wanted PPAs to support. These were left for the CSOs themselves to define (see paragraph 2.26 on page 10).

2.13 Within DFID's corporate results framework (set out in Figure 2 on page 8), the objectives set out above could be seen to fall in level 3 under the headings of 'Portfolio Quality' and 'Monitoring and Evaluation'. The logic of DFID's results framework is that improving the quality of DFID-funded aid will, in turn, contribute to improving DFID's results and global development outcomes.

2.14 Our view is that DFID should have been more explicit about what it hoped to achieve with the PPA instrument. It should have identified which corporate results and outcomes it wanted the PPAs to support in order to improve the targeting of funds. Consequently, we think that DFID failed to ensure that the design maximised the potential benefits of this type of funding.

DFID did not set out clearly how PPAs enable CSOs to deliver more effectively

2.15 DFID did not set out a clear 'theory of change'²⁵ or programme logic for how the PPAs would contribute to improving the quality of delivery and, in turn, to improved development results. While DFID did not formally require a theory of change until January 2011, we expect any expenditure of public money to be based on a logical and clear justification. In fact, the causal chain from improving how CSOs operate to development impact is long and complex, with multiple links that are difficult to observe and verify. This makes it all the more important that the assumptions are made clear, so that the instrument can be managed appropriately and its results tested. The absence of a theory of change or programme logic was, therefore, a significant omission.

²⁵ A 'theory of change' is a logical model setting out how a planned intervention will deliver its intended impact. Evaluations usually test whether this logic has proved to be sound.

2.16 After the PPA awards had been made, DFID sought to address this gap by hiring an independent evaluation manager, Coffey International Development, appointed in January 2011. Its role has included the drafting (in consultation with DFID and CSOs) of two high-level theories of change. These are framed as questions, concerning (a) *why* DFID should support civil society; and (b) *how* DFID should fund CSOs. Coffey is testing hypotheses that may enable it to answer these questions, using evidence both from the PPAs and from DFID's Global Poverty Action Fund. Given the sequence of events set out above, this process could only provide a retrospective justification for DFID's current work with CSOs.

2.17 The lack of clarity on how PPAs would work resulted in some unresolved tensions between objectives. Coffey's Mid-Term Review of the PPAs notes, in particular, the challenge of DFID demanding concrete results while also seeking to drive innovation. Our view is that innovation necessarily involves risk and uncertainty and concrete results cannot be guaranteed in the short term.

Objective-setting and funding decisions for organisations

The competitive process for choosing partners left scope for improvement

2.18 In 2006, the NAO recommended that selection of grantees should include 'greater use of competition by specifying the changes [DFID] wants to engender, and letting CSOs bid for associated support'.²⁶ DFID responded to this only in part. It introduced a competitive application process but without first identifying the specific goals it wanted to achieve or how much funding was available to each organisation. Instead, it was left to CSO applicants to identify the objectives in limbo.

2.19 DFID put in place a two-stage application process: following an initial concept note, short-listed

²⁶ The NAO recommended 'making greater use of competition by specifying the changes [DFID] wants to engender, and letting CSOs bid for associated support. Where full competition is not possible, DFID should carry out appraisals of project costs aimed at securing economy.' *Department for International Development: Working with Non-Governmental and other Civil Society Organisations to promote development*, The Comptroller and Auditor General, July 2006, page 7, <http://www.nao.org.uk/wp-content/uploads/2006/07/05061311.pdf>.

2 Findings

applicants were invited to submit a detailed proposal. The issues they were asked to address in their applications are set out in Figure 3.

Figure 3: The PPA application process

Step 1: Concept Note

DFID invited initial applications for PPAs on 10 August 2010. CSOs were asked to justify why they should receive PPA funding under the following headings:

- benefit to DFID of funding through a strategic partnership;
- fit with DFID's values and priorities;
- policy engagement with DFID or similar organisations at international level;
- leadership role of the organisation in its sector;
- main achievements; and
- specialist role in development.

Over 450 CSOs submitted concept notes.

Stage 2: Proposal

DFID then invited 109 short-listed applicants to submit proposals for why they should be funded, addressing the following criteria:

- strategic fit with DFID;
- partnership behaviour;
- vision and impact;
- monitoring, evaluation and learning;
- results delivery;
- institutional capacity;
- value for money; and
- transparency and accountability.

Proposals also included a provisional logical framework, identifying likely outputs.

- 2.20 All applicants went through a single assessment process. While we agree that an element of competition was useful, it is surprising that a small organisation such as the Ethical Trading Initiative (income £1.6 million) should be assessed through the same process as an organisation the size of Christian Aid (income £95.5 million).
- 2.21 The assessment was based only on documents submitted. DFID's assessors were told not to use their prior knowledge of the organisation to avoid privileging previous PPA holders. This appears to be a rather artificial mechanism for achieving a level playing field. We would have expected DFID to use all the information available to it about the applicants, including past PPA or project performance (whether funded by DFID, for instance via country offices where a reported £327 million

was spent on CSOs in 2011-12, or by other donors), governance (including an assessment of leadership) and future potential.

- 2.22 DFID did not meet with representatives from applicant organisations at any time during the process. DFID informed us that this was due to resource constraints.
- 2.23 The time frames for the application process were short (see Figure 7 on page 14). According to several CSOs, this adversely affected the quality of their applications. Respondents from organisations with a long-standing relationship with DFID told us they found the application process easier. They felt that they were able to match the wording of their applications more closely to DFID's expectations.

The selection process involved a mixture of objective and discretionary elements

- 2.24 DFID scored CSOs based on their applications. The resulting ranking was then adjusted in order to balance the selection across 'niches' or programming areas.²⁷ DFID also sought to ensure strategic fit (we could find no criteria for assessing that), geographical representation and inclusion. A shortlist (with indicative funding) was then put to the Secretary of State, leading (after some further modification) to the final selection.
- 2.25 The process of modifying the overall list to achieve 'balance' allowed an element of discretion. Some lower-ranked organisations were included in the final selection, while some former PPA recipients with higher scores were excluded. If DFID had used the lowest score of the CSOs it finally funded as the base level, an additional 13 CSOs would have received PPAs.
- DFID retrospectively identified which development outcomes individual PPAs should support*
- 2.26 In their applications for PPAs, CSOs were asked to set out their objectives in the form of a logical framework.²⁸ These were then finalised during

²⁷ DFID used the term 'niche' to refer to elements such as agriculture, appropriate technology, children, disability, the elderly, faith groups, gender, HIV/AIDS, malaria, nutrition, reproductive health, trade, transparency, volunteering, water and sanitation, youth, co-ordination and cross-cutting areas. This list was determined after the applications had been received. Some of these correspond to the DFID bilateral and multilateral result areas.

²⁸ Logical frameworks are DFID's standard performance management tool. See *How to Note – Guidance on using the revised logical framework*, DFID, January

2 Findings

2011 and incorporated into the grant agreements. Only at this stage did DFID begin to match individual PPAs with its particular strategic priorities. DFID's expected results from the PPA round were, therefore, built from the bottom up, through decisions on individual applications, rather than as part of an overall strategy (see Figure 4 for illustrative results for the case study CSOs).²⁹

Figure 4: Selected outputs from the 2011-14 PPAs for our six case study CSOs (as set out in 2011-12)

Christian Aid (Chase PPA only)

- Communities better prepared to anticipate/reduce risks and respond to disasters.
- Local stakeholders actively participate in policy discussions on Hyogo framework,³⁰ advocating for and influencing improved enabling environment for resilience.
- Beneficiaries develop resilient livelihoods and safety nets, with reduced vulnerability to shocks and hazards.
- Christian Aid puts into practice, tests and evaluates a consolidated multi-hazard/context, disaster reduction policy, framework and guidelines.

Action Aid

- Women's groups strengthened to contribute to planning and integration of national strategies to support women's rights.
- Community leaders and government trained to support women to effectively access/exercise rights.
- CSOs and farmers' groups established/strengthened to develop effective food security policies.
- Organisation and skills of poor farmers strengthened to promote access to productive assets and climate resilient practices.
- CSOs trained to demand greater accountability and transparency from governments and effectively monitor budgets and decision-making processes.
- Government officials trained on accountability and transparency to effect positive change in governance practices.
- Schools increase capacity to respect children's rights and gender equality.

Conciliation Resources

- 20 peacebuilding organisations receive capacity-building support.
- Support provided to ensure exchanges and/or dialogues generate new ideas and provide opportunities for constructive relations.
- Influence government and multilateral policies and practices to promote alternatives to violence that reflect local interests/rights.
- Media activities and resources raise public awareness of peace and conflict issues and challenge widely held stereotypes.

Ethical Trade Initiative

- Collaboration between businesses, CSOs and government to improve working conditions in prioritised supply chains.
- Poor and vulnerable workers in prioritised supply chains better prepared to act on rights.
- ETI member companies operate in a way that supports improvements in working conditions in prioritised supply chains.

Restless Development

- Delivery of evidence-based programmes and services to critical mass of young people.
- Provision of technical support to critical mass of national youth CSOs.
- Sustained engagement with partners to work more effectively with and for young people on core strategies and business models.
- Capturing and disseminating best practice, replicable models and learning.

WWF

- Communities receive WWF training and/or participate in processes for equitable and adaptive safeguarding of ecosystems.
- Policy frameworks and practices relating to adaptation, REDD+³¹ and low carbon development that are climate-smart, environmentally sustainable and pro-poor, are identified, advocated and supported.
- Climate smart, socially and environmentally sustainable policies and practices for stakeholders investing in infrastructure and natural resources are identified, advocated and supported.

Source: PPA logical frameworks

2011, <http://www.dfid.gov.uk/Documents/publications1/how-to-guid-rev-log-fmwk.pdf>.

²⁹ Operational Plan 2011-2015 Civil Society Department, DFID, May 2012, page 4, https://www.gov.uk/government/uploads/system/uploads/attachment_data/file/67420/csd-2011.pdf.

³⁰ The Hyogo framework seeks to reduce the impact of disasters by improving preparation and co-ordination: <http://www.unisdr.org/we/coordinate/hfa>.

³¹ Reducing Emissions from Deforestation and Forest Degradation (REDD) is a UN-led process to create a financial value for the carbon stored in forests. It offers incentives for developing countries to reduce emissions from forested lands and invest in low-carbon paths to sustainable development. 'REDD+' goes beyond deforestation and forest degradation and includes the role of conservation, sustainable management of forests and enhancement of forest carbon stocks. See <http://www.un-redd.org>.

2 Findings

2.27 Our view is that DFID should have set out which strategic priorities it wished the PPAs to contribute to first, then ensured that the individual CSOs' objectives matched these. This would not have undermined the benefits of funding through an unrestricted mechanism; CSOs would have had full flexibility in defining how they supported such corporate objectives. This approach would, however, have ensured that PPA funding was more explicitly matched to what DFID prioritised. We note that DFID's experts in the various programming areas were not generally involved in setting the objectives.

2.28 Many of the grantees went on to develop theories of change for their PPAs once they were already underway (for instance, in preparation for the 2012 Independent Performance Reviews). This involved revising their logical frameworks, in some cases several times. Through this process, individual CSOs have gradually achieved more clarity as to what they hope to achieve through their PPAs. The DFID evaluation manager has been tasked with aggregating these objectives into a set of theories of change for the instrument as a whole (see paragraph 2.16 on page 9).

2.29 The whole strategy-setting process has, therefore, been approached retrospectively to make up for the original lack of clarity. As the original goals of the PPA were not clearly identified, the instrument has not been designed in a strategic manner, to maximise the potential advantages of unrestricted funding of this type and to avoid the risks to effective delivery.

DFID's funding decisions were not transparent, predictable or linked to results

2.30 The funding envelope for the 2011-14 PPAs was £120 million per year. DFID's decision as to how to allocate these funds across the successful applicants was not based on clear and objective criteria (see Figure 5). The level of funding given to each CSO was not linked to the achievement of any defined set of results, nor was the process transparent to the participants. CSOs have told us that they have not been formally informed how their allocations were decided.

Figure 5: DFID's Resource Allocation Model

DFID determined the size of individual PPAs through a 'resource allocation model'.³² The model began with a base level derived from each CSO's annual income. It then adjusted this level based on the ratings that had been given to each applicant by DFID staff against the criteria of results delivery, value for money, partnership behaviour and evaluation and learning. A final stage allowed for other factors to be taken into account, leaving DFID the discretion to adjust the final funding level as it wished. An overall ceiling was imposed so that no CSO could receive more than 40% of its turnover, in order to reduce dependency on DFID.

2.31 Apart from setting a funding ceiling of 40% of a CSO's turnover, DFID did not inform applicants what levels of funding were on offer, nor were CSOs asked to bid for a specific amount. There was no negotiation or discussion.

2.32 Figure 6 on page 13 shows the changes in annual funding for successful applicants that had also held PPAs under the previous round. Of these, 18 had their annual funding increased and 8 decreased, with an average increase of 67%. Eight CSOs had their allocation more than doubled. In some cases, funding was up to four times as large as CSOs had been expecting. In some cases it was less than the CSOs had planned for.

2.33 The lack of predictability on the scale of funding hampered CSOs' ability to plan ahead. This was exacerbated by the grant process, in many cases, not corresponding with the CSOs' own budget and planning cycles.

VSO was treated as a special case

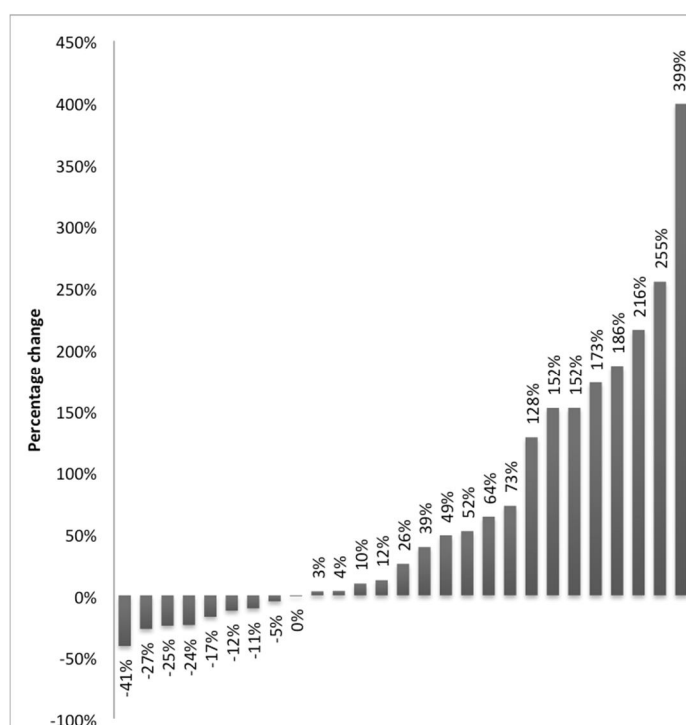
2.34 DFID found additional unrestricted funding to allow it to accommodate Voluntary Services Overseas (VSO), an organisation that funds volunteer development work internationally. VSO had previously held a PPA with DFID worth £31.66 million in 2009-10, representing 59% of VSO's total income that year. VSO applied for PPA funding under the 2011-14 round. There was a concern, however, that the ceiling of 40% of turnover

³² The model was borrowed from that used in the Multilateral Aid Review (MAR), although with variations. The MAR was used to make changes to existing allocations, whereas this process was used to make complete allocations.

2 Findings

represented a substantial reduction from its previous funding levels. There was direct lobbying from VSO and interest from MPs³³ and VSO was removed from the PPA mechanism on 3 December 2010 (11 days before DFID's deadline to notify its PPA applicants) and awarded a Strategic Grant Arrangement (SGA). This operates exactly as a PPA, allows for unrestricted funding and Coffey International includes VSO in its reporting of the operation of the PPA mechanism. It is structured to reduce further VSO's dependence on DFID. The approval of VSO's funding (£78 million) had the effect of increasing DFID's overall unrestricted funding for CSOs by 22% for the period 2011-14. A smaller, restricted SGA of £543,520 was also awarded to the network organisation Bond, which was unsuccessful in its application for a PPA in the current round.³⁴

Figure 6: Percentage changes in 2011-12 annual funding for CSOs that had previously received PPAs



³³ Hansard, Column 301, Q2 [29132] et seq., 8 December 2010, <http://www.publications.parliament.uk/pa/cm201011/cmhansrd/cm101208/debtext/101208-0001.htm>. It should be noted that DFID made the decision to remove VSO on 3 December.

³⁴ Bond is a membership body for UK NGOs working in development: <http://www.bond.org.uk>.

Delivery

Assessment: Green-Amber

2.35 As funder, DFID is not directly involved in the delivery of activities under the PPAs. In this section we look at the delivery of the funding mechanism itself, including the partnerships that were established with grantees.

Implementation

2.36 Figure 7 on page 14 sets out the timeframe over which the PPAs have been delivered to date. We note that CSOs were not informed clearly at the start of the process of all the key steps or timings, which in some cases affected their planning (particularly financial).

2.37 Our view is that this timing was too compressed at the initial stages. For instance, if compared with the rules for procurement that DFID usually abides by, the first stage of an open procurement should last at least 36 days (where there has been prior notice of the intended procurement).³⁵ In this case, CSOs had 24 days (in August when many staff were away) to respond to DFID's request for concept notes. As has been noted in the Objectives section, our view is that the sequencing of some of this process was also out of step, particularly the setting of individual PPA targets prior to the development of a theory of change.

Due diligence process contributed to organisational development

2.38 DFID informed applicants of its decision and how much they would receive on 14 December 2010. It then began a process of preparing grant agreements. Most organisations received their first funding in Summer 2011 (e.g. Christian Aid's initial tranche arrived in August).

2.39 Finalisation of the grant documentation required an agreement on objectives, an environmental assessment and a 'due diligence' review of each applicant's organisational capacity. Organisations had not been previously advised that these would form part of the approval process. The latter was DFID's main tool for the risk management of each

³⁵ DFID generally complies with the Official Journal of the European Union (OJEU) procurement guidelines, which sets out key timings for notification of procurement. The UK Government is currently negotiating with the EU for minimum timescales to be reduced to 35 days for open procurement.

2 Findings

grant. DFID does not maintain a separate risk register for the PPA mechanism.

Figure 7: Timing of PPA delivery

Year	Date	Event
2010	6 May	UK General Election
	10 August	DFID calls for PPA concept notes
	3 September	Deadline for concept notes
	28 September	Successful applicants asked to submit second stage proposals
	29 October	Deadline for proposals
	2-26 November	CSD assessment of proposals and resource allocation
	13-14 December	Final decisions made by Secretary of State and communicated to CSOs
	2011	17 January
26 January		Organisations notified of grant requirements
Late February		Organisations submit grant documentation, including logical framework
February/March		Due diligence process begins (KPMG led)
March		Coffey begins logical framework review and revision
April		Grantees begin to be notified of due diligence results
9 May		Environmental impact assessments
21 May		DFID outlines IATI / transparency requirements
20 May		DFID begins to sign 2011-12 PPA contracts
30 June		Deadline for final evaluation report on 2008-11 PPAs
July		First steering committee meeting of the Learning Partnership
11 August		Theory of change workshop held
August		PPA holders begin to receive funding
November		Coffey circulates first draft of evaluation strategy
15 December		Consultation on draft evaluation strategy
2012	13 February	Workshop with PPA holders on final evaluation strategy
	22 February	Evaluation strategy and report format published
	April 2012	First Annual Reports begin to be compiled by CSOs and sent to DFID
	July-September	Independent Performance Reviews (IPRs) commissioned and undertaken
	4 September	New Secretary of State appointed
	October	IPRs submitted to Coffey
	19 October	Coffey submit draft Mid Term Review (MTR) using IPR information
	23 November	DFID responds to draft MTR
2013	16 January	Coffey submits second draft MTR

2.40 The due diligence process was completed by KPMG during February and March 2011.³⁶ Overall, the process was the same for all CSOs, irrespective of their size or prior relationship with DFID. KPMG tailored its approach for each CSO, including to the nature of the work and size of grant being considered. The results were not initially routinely shared with CSOs to support their own learning but this was subsequently corrected.

2.41 All but one of our case study CSOs found the due diligence assessment process itself helpful in identifying areas for improvement. These included updating risk registers, strengthening procurement policies and defining key performance indicators. One CSO reported to us that the process added no value and was 'a missed opportunity'. We are also aware of non case study CSOs that found the process too burdensome.

Reporting and accountability

2.42 Funding under PPAs is provided on a quarterly basis. CSOs informed us that the first payment was considerably delayed, due to additional information requests from DFID. Subsequent payments have been made according to schedule.

2.43 CSOs provide annual activity and financial reports to DFID. They report on the activities set out in their performance framework (logframes) and on the finances of the organisation as a whole. CSOs are also required to submit audited Statutory Accounts to DFID.³⁷

2.44 Visibility of costs has improved during this round of PPAs and may improve further when the International Aid Transparency Initiative (IATI) is implemented. For our six case study organisations, support costs for the PPAs were between 3% and 14% of total expenditure, in line with the overall support costs reported in the case study CSOs' Statutory Accounts (see Figure A3 in the annex for how they allocated their funding).

³⁶ For more details of our findings on KPMG's contract with DFID to perform these due diligence assessments, see: *DFID's Use of Contractors to Deliver Programmes*, ICAI, May 2013, <http://icai.independent.gov.uk/publications/icai-reports/>.

³⁷ PPA Programme Managers are responsible for checking the Statutory Accounts using a standard DFID checklist. The Programme Manager, supported by the DFID Accountant responsible for CSD, is responsible for following up areas of concern with the recipient organisation. DFID has not ceased funding any PPA organisation on the basis of its Statutory Accounts.

2 Findings

2.45 Two of the three larger organisations (WWF and Christian Aid) decided to treat their PPAs as restricted funds.³⁸ Although this was not a DFID requirement, they did this partly in response to a perceived demand from DFID for measurable results. By allocating the PPA funds to specific activities, it was easier to link them to a particular set of development results. This suggests that the accountability mechanisms around the PPAs may be working at cross purposes to the strategic objectives of the instrument.

Relationship to other funding sources

2.46 Among our six case study organisations, the flexible funding offered by a PPA is most significant for the three smaller CSOs. It represents a higher proportion of their turnover, ranging from 14% to 25%, compared to 5% to 8% for the larger organisations. The larger CSOs in our case study sample also have a greater diversity of funding sources, giving them inherently greater flexibility. As the VSO example illustrates (see paragraph 2.34 on page 12), however, this is not always the case.

2.47 It is notable that Christian Aid receives considerably more income from DFID through other mechanisms (£10.6 million) than from its PPA (£7.3 million). In contrast, some CSOs were excluded from receiving other funding from DFID, such as from the Civil Society Challenge Fund, once they were awarded a PPA.

Management of the partnership

2.48 PPAs are managed by the Civil Society Department (CSD), predominantly based in East Kilbride. All of the grant recipients we interviewed noted that CSD was perceived as peripheral to DFID's main departments. Other stakeholders (including DFID staff) agreed with this assessment but noted that, recently, CSD had been achieving a higher profile. Given the role of civil society in UK aid, we think that managing the relationships with CSOs should be clearly seen as part of DFID's core business.

2.49 CSD staff ensure performance monitoring takes place and authorise the transfer of funds to CSOs. Six programme managers in CSD (two of whom are part time) share the responsibility for managing PPAs, together with other central grant instruments. In addition, eight programme staff and twelve advisers in CHASE support PPAs as a small component of their roles. A knowledge and learning adviser facilitates learning partnerships among PPA holders and other CSOs. A results and evaluation adviser was appointed in March 2012.

DFID has prioritised accountability over partnership

2.50 CSD has not led the engagement with CSOs on the substantive contribution that they make to DFID's development goals. DFID's technical experts in the relevant areas were not involved in setting PPA objectives and, to date, have played little role in managing the PPA partnership. This has been a key shortcoming.

2.51 It is notable that CHASE chose to adjust the management of the Conflict, Humanitarian, Security & Justice PPAs. In August 2012, CHASE assigned both a programme manager and a specialist advisor to engage with each CSO. This improved the quality of collaboration between CHASE and its PPA holders, thereby increasing the value that DFID derives from these relationships.

2.52 In principle, PPA recipients were selected in part because of their ability to work collaboratively with DFID. It does not appear, however, that PPAs have contributed to the quality of this collaboration. Many of the CSO respondents informed us that they could contribute more to DFID's work. One chief executive from a case study organisation stated that 'the policy people no longer recognise the value of a relationship with us'.

2.53 All of this suggests that the nature of the partnership that DFID hoped to achieve with PPA holders was not clearly identified. Instead, it was left to develop by chance. This has been a key weakness of the delivery of this round of PPAs. DFID could have tasked its advisory staff to pursue a more substantive relationship, as CHASE has now done.

³⁸ Organisations can choose to treat their funds as restricted if this is implied by conditions of the funder.

2 Findings

Impact

Assessment: Green-Amber 

2.54 As the current round of PPAs only began in mid-2011, it is premature to conclude on their impact for intended beneficiaries. In this section, we consider the impact of the funding on the organisational effectiveness of the CSOs. We also assess some of the outputs achieved to date.

Impact on organisational effectiveness

2.55 As set out in paragraph 2.11 on page 8, DFID's rationale for providing this round of PPAs when seeking Ministerial approval included improving four dimensions of CSOs' organisational effectiveness: innovation; leverage; results; and efficiency. We look at the organisational outcomes of the PPAs in each of these areas.³⁹ It is notable that these elements were not included in DFID's logframe monitoring of PPA recipients.

Innovation

2.56 While DFID does not require CSOs to report meaningfully on innovation in their annual reviews, this was assessed as part of the Independent Performance Review (IPR) process.⁴⁰ Those reviews and our own observations both suggest that the PPAs are encouraging innovation, to different degrees across the case study organisations. For example, Christian Aid has used £400,000 of PPA funds to establish a Learning, Development and Innovation Fund focussed on its PPA themes. It is also scaling up its use of Participatory Vulnerability Capacity Assessments to make its learning process more systematic. Conciliation Resources is using PPA funding to expand its engagement with the private sector. ActionAid and WWF are both using PPA funds to strengthen learning across their programmes.

2.57 We agree with the Mid-Term Review's observation that there is an unresolved tension between DFID's demand for concrete results and its desire for innovation. Innovation is often risky and vulnerable to failure and its impact can take time to become

evident. This is another case where poorly designed accountability can work against achieving strategic impact.

Leverage

2.58 Reporting indicates that PPA funding has enabled 80% of holders to leverage additional sources of income. They have done this by hiring new staff members, including as fundraisers, or using PPA money as seed funding. Figure 8 on page 17 sets out examples of where case study CSOs report that PPA funding has assisted them in leveraging additional resources.

2.59 One of our case study CSOs obtained £1.25 million from another donor, who chose to fund the CSO in part because it held a DFID PPA. In this way, the PPAs have an accreditation effect, signalling to other donors that the recipients are well-governed and effective organisations. ActionAid reports it has used PPA funding to strengthen its secretariat, which has in turn enabled affiliates in emerging markets to raise an additional £2.2 million. Similarly, the Ethical Trading Initiative and Conciliation Resources informed us that PPA support had helped them to exceed their fundraising targets.

2.60 Signals from DFID that this would be the final round of PPAs have also encouraged the grantees to pursue alternative funding options. Restless Development, like many other recipients, has used the PPA to diversify its income base, putting in place a new revenue model. It has developed a five-year business plan that includes a targeted funding limit from any one source of 30% of turnover, prioritises in-country funding and targets the private sector. Other CSOs have initiated similar fundraising strategies.

³⁹ The Mid-Term Review captures different dimensions: relevance; efficiency; effectiveness; sustainability and results.

⁴⁰ DFID sees innovation as part of the 'assumptions and risks' section of the annual reviews. Given that innovation was one of the four key objectives used to justify this funding (see paragraph 2.11 on page 8), we would have expected this to have a higher and more prominent priority.

2 Findings

Figure 8: Examples of additional resources enabled by PPA funding

ActionAid

- ActionAid Afghanistan secured £72,000 from the UK Foreign and Commonwealth Office, a further contract for US\$ 80,000, and US\$ 240,000 from UN Women for a violence against women initiative.

Conciliation Resources (CR):

- CR reported that the logframe workshop held to redefine the PPA enabled it to improve its submissions for funding to the EU.
- €1.1 million secured from the EU for a Kashmir programme. £175,000 from PPA funds allowed the programme to continue during an 18-month period of reduced funding.
- PPA funds have also been used in the Horn of Africa, leveraging new funds; secured £300,000 from Federal Department of Foreign Affairs, Switzerland and £90,000 from the UK Government's Conflict Pool.
- In West Africa, PPA funding enabled CR to dub a Talking Borders film into other languages, enabling its use in other countries beyond Sierra Leone.

Ethical Trading Initiative

- £77,000 has been leveraged from members for work in supply chains.⁴¹

Restless Development

- Trusts & Foundations Co-ordinator has generated total grants of £576,455.
- Uganda increases to funding (partially attributable to PPA) include;
 - Uganda Aids Commission: In-country funding, £64,000
 - Irish Aid: £124,000
 - USAID: £183,000
 - Marie Stopes: £45,000

Managing for results

- 2.61 Another priority for DFID was that the PPAs strengthen the CSOs' attention to results. This has been a key focus of this round, with impacts beyond the funded CSOs (notably as a result of the Learning Partnership – see paragraphs 2.86 to 2.90 on page 21).
- 2.62 All of our case study organisations have increased their focus on results. Conciliation Resources has used PPA funds to appoint a Director of Planning

and Organisational Performance. It is also putting in place new corporate performance management systems, including a corporate performance dashboard and balanced scorecard reporting. Christian Aid has used PPA funds to pilot new agreements with its partners, which are now being rolled out across the globe. WWF is also using PPA funds to improve reporting systems and tools and to promote beneficiary participation in the monitoring and evaluation of its work.

Efficiency

- 2.63 The recipients are improving their approaches to value for money. Christian Aid, ActionAid, Restless Development and WWF are all using PPA funding to test new value for money assessment tools. Bond, the network of UK NGOs working in international development, is helping to co-ordinate this work and share the lessons more widely. The New Economics Foundation is providing an advisory role.
- 2.64 PPA funding was also used by the smaller CSOs to support improvements in financial reporting systems. This included rolling out new financial procedures and reporting templates to overseas branches. The result was more rigorous comparison across branches, leading to better cost control and efficiency improvements.

Other impacts

- 2.65 PPA holders report that the process has, in turn, led them to renegotiate their relationships with CSO partners in developing countries. These secondary partnerships have been strengthened to include greater transparency and accountability, in large part to meet the PPA requirements.
- 2.66 The funding is also helping to improve accountability to funders, the public and intended beneficiaries. DFID has stated that, by April 2013, its grantees must comply with International Aid Transparency Initiative standards for disclosure of information on their funding and activities.⁴² One of the organisations we examined is using PPA funding to help embed the Humanitarian

⁴¹ This included for Madagascar vanilla, Rajasthan sandstone and the garment industry in Tamil Nadu.

⁴² The International Aid Transparency Initiative standard for publishing information on aid flows and activities seeks to enable comparisons across donors: <http://iatistandard.org>.

2 Findings

Accountability Partnership standard across its work.⁴³

Delivery of intended outputs to date

2.67 While still early days, CSOs report tangible outputs from the PPAs to DFID. These are the outputs set out in the logical frameworks that the CSOs report against annually to DFID. We are not, however, convinced that these intended outputs fully represent all that the DFID funding is in fact achieving (for instance using PPA funding to leverage new funds that are then used for other activities). We are also not convinced that DFID is measuring activities at the appropriate level for what is intended to be a strategic instrument.

2.68 Some examples of achievements from the six case study CSOs are provided in Figure 9 (see Figure A5 in the annex for outputs from the remaining case study organisations). We report these results without having undertaken our own verification. DFID's own process of monitoring has been extensive (see paragraph 2.73 on page 19).⁴⁴ This has included verification by the evaluation manager of CSOs' early results as set out in the IPRs.

2.69 These activities suggest that a range of impacts is likely to be delivered to the intended beneficiaries, across the diverse areas on which PPA holders focus. All of our case study organisations, except ActionAid, appear to be substantially on track to deliver their intended outputs.⁴⁵ Figure 9 indicates a pattern of overachievement against Year 1 targets. If this were to be sustained in the remaining two years, it would indicate that the targets being set are not sufficiently stretching.

2.70 In all cases, the PPAs are driving improvements in the ability of CSOs to demonstrate results. In addition, CSOs are seeking to improve the quality of attribution of achievements to PPA funding. It is likely that these changes will lead to improved

results for intended beneficiaries. PPAs also have an influence beyond the recipient organisations to their local partners. There is evidence of useful organisational innovations being passed on to the recipients' partners in developing countries.

Figure 9: Early results from two case study CSOs

Intended results ⁴⁶	Performance to date against Year 1 targets
Christian Aid (General PPA)	
Support development of profitable and resilient livelihoods	- 64,419 marginalised producers and landless labourers supported to develop more resilient livelihoods (Target: 45,000)
Support development of livelihood strategies to adapt to climate trends and risks	- Risk analysis conducted in 207 vulnerable communities (Target: 50) - 144 vulnerable communities supported to build links with climate science actors (Target: 30)
Influence policy/practice to promote profitable and resilient livelihoods	- 20 cases of advocacy on livelihoods, risk and resilience (Target: 4)
Improved health for women, children and people with HIV	- 3.7 million people reached with health prevention programmes/ supported to access health services (Target: 600,000) - 58,763 people with HIV reached through activities aimed at reducing discrimination (Target: 40,000)
Conciliation Resources	
Support capacity development of partner organisations	- Average 25 days capacity building support to partners (Target: 20)
Support generation of new ideas for conflict transformation	- 4 local dialogues/ exchanges between women across the Line of Control in India Pakistan Kashmir programme (Target: 4)
Influence governments and multilaterals to promote alternatives to violence	- Approx. 8,500 people received copies of Accords and policy briefs (Target: 4,000)
Increased public awareness of peace and conflict related issues	- 5 conflict analysis papers produced, 1 Accord publication sent to 6,000 people, 6 policy briefs sent to 2,500 people (exceeded targets)
Improved planning, M&E systems and communications	- Web visits increased by 1.5% (Target: 5%) - 20% increase in e-news bulletin subscribers (milestone 5%)

Source: Annual reports and Independent Performance Reviews

⁴³ The standard aims to make humanitarian interventions accountable to beneficiaries: <http://www.hapinternational.org/about.aspx>.

⁴⁴ Intended results, targets and achievements for each organisation have been extracted from their logframes and latest Annual Reports (2011-12). These results have been verified through the 2012 Independent Performance Reviews (IPRs). We have not independently verified them.

⁴⁵ The Independent Progress Review of ActionAid's PPA concluded, however, that 'results are likely to be achieved within the timeframe of the PPA'.

⁴⁶ These are the intended results for the entire period of funding. For each year of a PPA, targets are set which seek to achieve these results. Only the first year's results have been reported.

2 Findings

2.71 Our view, however, is that seeking to identify and demonstrate results early in the life of what is intended to be a strategic instrument might be counter-productive. CSOs may be encouraged to fund activities that can readily provide reportable results, rather than activities that seek to result in meaningful longer-term change.

Learning

Assessment: Amber-Red 

2.72 In this section, we assess how DFID is managing the monitoring and evaluation of its PPAs. We also consider how PPAs are contributing to learning, both by the CSOs and by DFID.

Monitoring and evaluation

Monitoring is not fully appropriate to PPAs' strategic purpose

2.73 These PPAs have been subject to considerable scrutiny. Within the first year, CSOs underwent due diligence assessments and had to report on the PPAs' environmental impact. DFID has also put in place three levels of monitoring for PPAs:

- **Annual Self-Assessment Reviews:** CSOs use a format provided by DFID to report progress against logical framework targets and on (selected) improvements to organisational effectiveness. DFID provides comments in response;
- **Independent Performance Reviews (IPRs):** Experts hired by CSOs review the progress of each organisation, including a verification of the annual review results. Their findings provide information that assists the evaluation manager to assess the PPAs as a whole. So far, each PPA has been through one IPR, in mid-2012, with another planned for 2014; and
- **Mid-Term and End-of-Project Reviews:** These are synthesis reports undertaken by the evaluation manager, drawing on information from annual reviews and IPRs. These reviews provide the evidence for evaluating the instrument as a whole and DFID's overall engagement with CSOs.

2.74 DFID has not clearly differentiated its monitoring of PPAs from project-based funding. A key justification for PPA funding is that the mechanism

is strategic and significantly different from project-based funding and, therefore, the emphasis of monitoring should be appropriate to that. Within 18 months of the PPAs beginning, however, the level of scrutiny has been considerable.⁴⁷

2.75 Monitoring and evaluation should effectively encourage mutual learning. While a number of individuals in CSD are engaged with the CSOs, the outsourcing of much of its monitoring and evaluation of PPAs appears to distance DFID from PPAs.

2.76 In 2006, the NAO said that 'DFID must develop new tools to measure the effectiveness of its funding of CSOs'. It particularly noted the requirement for this to be put in place because 'donors are shifting their emphasis towards building capacity and promoting accountability in developing countries'.⁴⁷

2.77 The principal tool used for monitoring performance is the logical framework. This tool is best suited for monitoring projects with clearly defined outputs and relatively predictable results. It is less suitable for more open-ended processes such as policy advocacy. CSO respondents (whether they were case study organisations or not) consistently reported that the logical frameworks do not sufficiently enable them to describe the impacts they wished to achieve. This particularly referred to their longer-term advocacy objectives, echoing the findings of the 2006 NAO report.⁴⁸

2.78 Monitoring based on logical frameworks can, therefore, provide only a partial picture of the impact of PPA recipients. DFID has, as a result, asked CSOs to report on such additional factors in their annual reviews. We note also that monitoring by beneficiaries is not prioritised, which is a key deficit.

⁴⁷ The IPRs alone have generated more than 5,300 pages of reporting on the first year of operation of the PPAs. With the Annual Reviews and Mid-Term Review, the total climbs to well over 6,000 pages.

⁴⁷ *Department for International Development: Working with Non-Governmental and other Civil Society Organisations to promote development*, Comptroller and Auditor General, July 2006, page 5 (paragraphs 14-16), <http://www.nao.org.uk/wp-content/uploads/2006/07/05061311.pdf>

⁴⁸ *Department for International Development: Working with Non-Governmental and other Civil Society Organisations to Promote Development*, The Comptroller and Auditor General, July 2006, page 5 (paragraph 16), <http://www.nao.org.uk/wp-content/uploads/2006/07/05061311.pdf>.

2 Findings

- 2.79 DFID's corporate objectives for CSOs stress their ability to 'influence, advocate and hold to account national, regional and international institutions'. This is an important aspect of the role played by civil society in the development process. It includes activities such as helping to mobilise poor people to hold their governments to account. Activities of this kind are difficult to incorporate within logical frameworks. The changes they bring about are difficult to measure or verify. We note that DFID has been encouraging its partners to develop innovative methods for capturing this type of impact.
- 2.80 CSOs were not asked to specify their own organisational development as an output of the PPAs. They are not included in PPA logical frameworks. Given the purpose of the instrument, this seems a significant omission. DFID did, however, ask PPA holders to report in their annual reviews on how the PPAs are helping them to strengthen their performance in areas such as value for money, relevance, lessons learned and transparency.
- 2.81 The Mid-Term Review has sought to assess some outcomes of the PPAs at too early a stage. DFID tasked the evaluation manager with undertaking assessments of CSO performance, to inform DFID's performance-based funding decisions for the third year of the PPAs. This assessment was based on evidence from the IPRs, gathered after only one year of PPA funding. Some organisations had yet to implement the changes enabled by their PPA. Given the very different starting points of the organisations, undertaking assessments so early was not a reasonable assessment method.⁴⁹

The monitoring burden has been disproportionate

- 2.82 DFID's need for accountability has resulted in monitoring and evaluation processes that have proved to be unwieldy and burdensome. PPAs were originally intended to reduce transaction costs for both DFID and CSOs, thereby improving the effectiveness of delivery. One CSO noted in its annual review, however, that 'evaluation and reporting requirements continue to place significant

burdens on... programmes and partners'. Another CSO calculated that engaging with DFID had taken more than 18 weeks of staff time in one year. The Evaluation Manual was particularly criticised by PPA holders and IPR evaluators. A typical observation was that it was 'over-long, over-engineered, poorly thought through and internally inconsistent – an extraordinary behemoth of a document'.

DFID's outsourced evaluation function does not provide best value

- 2.83 DFID chose to outsource the role of managing the evaluation process to an external contractor, in part as a result of internal resource constraints. While we commend DFID for prioritising the evaluation function, this arrangement has not fully served the needs of either DFID or CSOs. The terms of reference stressed the need for the contractor to be independent (as befits an evaluator) while tasking it with supporting the grantees to put in place monitoring and evaluation. These tasks have proved incompatible.
- 2.84 In practice, Coffey, the contractor, has prioritised maintaining independence over building the relationships that would be required for effective support and guidance. For instance, Coffey set out a format and issued written guidance for IPRs but did not respond to (written or verbal) requests for clarification on these from the expert reviewers hired by CSOs. This then potentially weakened the performance of these reviews.
- 2.85 Our view is that DFID's terms of reference for the role were over-ambitious, complex and somewhat contradictory. Any contractor would have struggled to deliver all the expected tasks effectively.

Learning by CSOs and DFID

The Learning Partnership has been very productive

- 2.86 A highly successful Learning Partnership has been established to support this round of PPAs. It is notable that, while learning was a component of the PPA approach, the creation of the Learning Partnership did not form part of the original design for these PPAs. It emerged out of previous experience with Latin American CSOs and has substantially been driven by a key member of the

⁴⁹ The Mid-Term Review set out the performance of all PPA recipients comparatively. This was unhelpful.

2 Findings

CSD team, the Knowledge and Learning adviser. Figure 10 describes how it is organised.

Figure 10: The Learning Partnership

To promote collaboration and joint learning, DFID established a Learning Partnership among PPA holders in June 2011. It is led by a Steering Committee consisting of the DFID Knowledge and Learning Advisor and representatives of six PPA holders at a time, on a rotating basis. The Steering Committee members direct thematic Learning Groups in four areas: Measuring Results in Empowerment and Accountability; Inclusion (with a sub-group on Gender); Resilience; and Institutional Effectiveness. The Learning Groups vary in size between 10 and 30 members and are open to participation from other development CSOs. Overall, 31 of the 41 PPA holders have been active participants.

The Learning Groups organise events to share information and experience, commission reviews of good practice and hold meetings as required, often attended by senior DFID officials. In this way, they provide the only clear mechanism for PPA holders to engage with DFID beyond CSD.

- 2.87 In the 18 months that it has been operating, the Learning Partnership has already led to some changes in CSO practice. One of the most advanced Learning Groups has been on Measuring Results in Empowerment and Accountability. It organised an event in 2012 chaired by DFID's Director-General for Policy and Global Issues to identify shared concerns and priorities. It then formed seven thematic work streams and commissioned a review from the Institute of Development Studies on ways of evaluating empowerment.
- 2.88 The Learning Partnership is encouraging innovation among PPA holders and the wider CSO community. It is notable that DFID's emphasis on measuring results has stimulated innovative thinking by PPA recipients, especially in areas where measuring results and impact is difficult (such as improving organisational effectiveness). It has also helped to change practice. For instance, both CAFOD and Oxfam report that they are now more open and rigorous when reporting on and learning from unsuccessful activities.
- 2.89 We assess the Learning Partnership to be an excellent example of DFID and PPA holders engaging at a more strategic level. By bringing PPA grantees and other CSOs into thematic groups, learning is shared among PPA recipients. An evidence base is being developed on successful approaches in areas identified as learning priorities.
- 2.90 There is, however, considerable potential for this process to enrich DFID and CSO learning further. By involving a broader spectrum of DFID staff, particularly technical experts and country-based personnel, learning would be more clearly embedded across DFID (as well as among CSOs).
- DFID is not learning systematically from PPA holders*
- 2.91 We are concerned that DFID is not using all available opportunities to learn from the CSOs it funds. They have much to contribute on a wide range of issues, such as delivering in difficult environments and to hard-to-reach groups, building CSO capacity in developing countries, working with the private sector, multi-stakeholder collaborations, developing delivery standards and leveraging funding and influence. The Learning Partnership demonstrates the creativity and reach of the CSOs and their potential when they work collaboratively.
- 2.92 By choosing to relate to PPA holders primarily as service deliverers who are accountable to it, DFID is missing out on further opportunities to learn. We would expect a clearer engagement with CSOs as partners (especially given the name of this instrument is Partnership Arrangement). We also think this would increase aspects of the value for money that DFID obtains from the PPAs, by directly building its knowledge and skills.
- 2.93 In practice, the operation of the contracting out of the evaluation function for these PPAs (both overall and also for the IPRs) has outsourced key aspects of the learning process (for both DFID and CSOs). We are concerned that, since DFID technical staff were not systematically involved in the evaluation of CSOs, opportunities for corporate learning are being missed. It is notable that such technical experts were also not systematically involved in the selection of the CSOs.

3 Conclusions and Recommendations

Conclusions

- 3.1 We recognise that a vibrant civil society sector is an essential part of the UK aid landscape. A strategic investment in this sector to strengthen CSO capacity and effectiveness through flexible funding is, in principle, an appropriate use of DFID funding.
- 3.2 To maximise its effect, DFID should have been more explicit about what it hoped to achieve with the PPA instrument and more strategic with its selection criteria. First, it should have identified which corporate priorities it wanted the PPAs to support. It should then have designed a competitive grant-making process designed to maximise that contribution, with fair and transparent competition.
- 3.3 As the current round of PPA funding only began in 2011, it is too early to draw conclusions on its impact. The evidence from our case studies and other reports suggests, however, that most PPA holders are delivering effectively on their expected outputs to date.
- 3.4 We found that PPAs have been driving important changes in the way that CSOs operate. In particular, they are improving the quality of performance management and accountability for results. We think it is likely that these changes will lead to improved results for intended beneficiaries, not just from PPA funding but across their full range of activities.
- 3.5 The complexity of DFID's processes for reporting results and ensuring accountability has affected the ability of recipients to manage PPA funds flexibly. While the focus on demonstrating impact is important, it has been implemented in such a way that some of the grantees have chosen to use and manage the PPA funds more like conventional restricted funding. This diminishes the additional value of the instrument. Finding an appropriate balance between flexibility and accountability would have required greater clarity by DFID about the overall presumed causal chain (or theory of change) linking PPA funding and improved development impacts. The focus at this stage should be on identifying the planned and actual trajectory of impact rather than encouraging the publication of very short-term outputs.
- 3.6 The PPAs are influencing changes in CSO systems beyond the recipient organisations. There is evidence of useful organisational innovations being passed on to the recipients' partners in developing countries. The Learning Partnership has been particularly effective at developing and sharing knowledge and approaches across the CSO community. It has proved to be an important driver of innovation.
- 3.7 We are concerned that the PPAs have not, in practice, operated as partnerships. The CSOs were selected on the basis that they share objectives with DFID. They have knowledge, influence and expertise that could contribute to DFID's work. DFID failed, however, to define what it hoped to gain from these partnerships and, as a result, has gained less than it might have done.
- 3.8 The drive for increased accountability, amongst other factors, has worked to the detriment of collaboration. In some cases, DFID has limited its engagement with PPA recipients to a purely administrative level, with the frequency of contacts between the CSOs and DFID's advisory staff diminishing. DFID has emphasised independence to the cost of real engagement and partnership.
- 3.9 To strengthen collaboration, DFID should have separated the administrative function of overseeing PPAs from its engagement with the partners at a substantive level. This would have improved the quality of monitoring, learning, knowledge exchange and joint working.
- 3.10 Overall, we conclude that PPAs have substantial potential as a funding mechanism. The evidence suggests that PPAs can enhance CSOs' capacity to deliver development results. They help to expand the overall reach of UK aid, including into areas where DFID cannot easily deliver through its own direct financing.
- 3.11 To achieve this potential, the flexibility of unrestricted funding needs to be combined with accountability mechanisms that support the strategic goals of the instrument. The shift towards accountability for results in this round of funding

3 Conclusions and Recommendations

has been an important driver of innovation for the recipients. What was missing, however, was a clear vision for how PPAs contribute to greater aid effectiveness, both as a funding channel and by building genuine collaboration between DFID and its major CSO partners.

3.12 The following recommendations are, therefore, intended to encourage DFID to focus the PPAs on their strategic purpose and to improve the nature of the partnership, whilst enabling accountability to be maintained at the appropriate level for a strategic instrument.

Recommendations

Recommendation 1: If DFID decides to continue with PPAs, or a similar grant-making instrument, it should use the intervening period to develop a more strategic, transparent and fair process for selecting CSOs and allocating funding. DFID should consider, both for this round and for any future rounds, extending the PPAs to more than three years to allow the strategic and innovative aspects of this unrestricted funding to develop.

3.13 Staff throughout DFID (in the UK and elsewhere) and in recipient CSOs should have a common and consistent understanding of the PPAs' purpose and operation. This should include DFID:

- clearly setting out which strategic priorities it wishes CSOs to support;
- informing applicants in advance how they will be assessed, giving details on the expected organisational capacities as well as clarity on DFID's priority areas;
- phasing the selection by first identifying the strategic fit of partners with DFID's priorities, then inviting applicants to compete under particular categories;
- giving applicants sufficient time and guidance for the application process, to allow for fair competition;
- implementing more rounded processes for assessing each applicant's track record, trajectory and potential contribution;
- providing clear guidance, from the outset, on how performance will be assessed;

- linking funding allocations to objectives more clearly; and
- increasing the predictability of funding, including by harmonising grants with each partner's budgeting and planning cycle.

3.14 Once DFID is clear on the level of flexibility it wishes to allow the recipients of PPAs to have, it should consider extending the length of the funding cycle, if appropriate, from three to four or five years for the current round of PPAs. This will enable civil society organisations to work over a time frame more conducive to getting results which are truly transformative for intended beneficiaries, encourage innovation and enable leverage.

Recommendation 2: DFID should assign a technical counterpart to each PPA to ensure that both it and CSOs obtain full value from the partnership.

3.15 DFID should put in place new guidance on the management of PPAs to ensure that both parties receive the full potential value from the partnership. It should assign substantive experts from its own staff as technical counterparts for each grantee (as is done for the PPAs administered by CHASE). These counterparts should be given responsibility for dialogue, collaboration and mutual learning, including on policy issues and broader influencing strategies. For these staff, building quality engagement with PPA holders should be part of their job descriptions and performance objectives. They should also be encouraged to work and learn together in order to build DFID capacity and understanding of the role of civil society and the value it can add to DFID. DFID country offices and core policy teams should engage more closely with the PPA-funded CSOs.

Recommendation 3: DFID should re-design the monitoring and evaluation system for PPAs so that it is less cumbersome and better suited to the long-term strategic nature of this funding.

3.16 DFID should ensure that monitoring is proportional to the size and capacity of partners and captures the strategic and transformative impacts of the PPAs. This entails a revision of the evaluation strategy and changes to the way in which the evaluation manager operates. It also requires

3 Conclusions and Recommendations

monitoring tools that can measure the effectiveness of this type of funding (as the NAO recommended in 2006⁴⁷). We do not think that the current logical framework effectively supports monitoring of the strategic benefits of PPAs. Other approaches could also be investigated, including increased beneficiary monitoring of CSOs' activities and delivery. DFID should ensure that insights from the Learning Groups on evaluation of hard-to-measure areas, including the impact of strategic funding, feed into this process. Insights from DFID country offices and technical experts should be included.

Recommendation 4: DFID should strengthen the role of the Learning Groups, in order to ensure that lessons learned are shared more widely within DFID and with civil society partners.

- 3.17 DFID should increase its engagement with the Learning Groups, to track what outcomes they generate. It should develop new mechanisms for sharing learning with other stakeholders, including CSOs in developing countries. The technical counterparts for each PPA that we advise in Recommendation 2 should ensure that lessons arising from Learning Groups are shared systematically with DFID staff outside CSD.

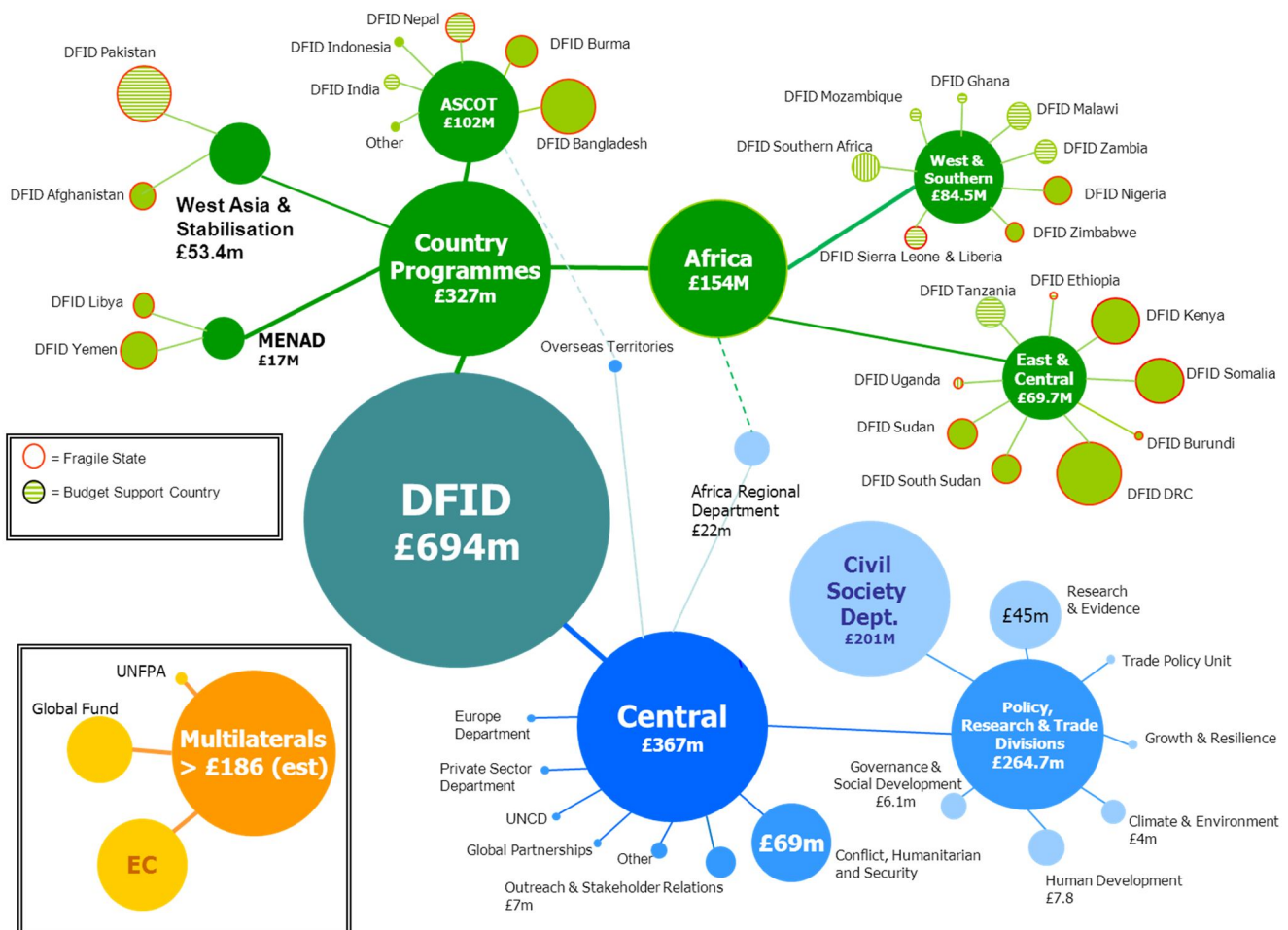
⁴⁷ Department for International Development: *Working with Non-Governmental and other Civil Society Organisations to promote development*, Comptroller and Auditor General, July 2006, page 5 (paragraphs 14-16), <http://www.nao.org.uk/wp-content/uploads/2006/07/05061311.pdf>

Annex

This Annex provides a range of more detailed information and background information to the review. It includes an overview of DFID's funding for civil society organisations (Figure A1), information on the different funding mechanisms that DFID uses to support civil society (Figure A2), a summary of annual funding for each case study organisation (Figure A3), fund flow diagrams for each case study organisation that show how PPA funds are used (Figure A4) and a summary of results reported by case study organisations in their Annual Reviews (Figure A5).

Figure A1: DFID funding to civil society organisations

This is a diagram produced by DFID to provide an overview of its funding for CSOs. Our review focussed on PPAs, which account for £120 million of the £201 million funding through the Civil Society Department.



Source: Civil Society Department, DFID

Annex

Figure A2: DFID civil society funding instruments

3. This table describes all of DFID's central civil society funding mechanisms. This review looks at the first line only.

Fund	Purpose	Commitment	Number of grants	Timing	Type
Programme Partnership Arrangements (PPAs)	'Provide strategic funding based on mutually agreed outcomes between DFID and recipient CSOs'	£120 million	41	April 2011 to March 2014 (Not open to new applications)	Unrestricted
Strategic Agreements (SGAs)	Grant SGAs with Voluntary Service Overseas (VSO) and BOND UK between 2011 and 2014	£79 million over 3 years	2	3 years VSO (£78 million) BOND (£543,520) (Not open to new applications)	Mix of restricted & unrestricted
Governance and Transparency Fund (GTF)	Aims to 'improve accountability & citizen participation in politics in developing countries'.	£130 million over 5 years. Forecast for 2012-13 approximately £21 million then £6 million in 2013-14	38	December 2008 to November 2013 (Not open to new applications)	Restricted
Girls' Education Challenge Fund (GECF)	'Find better ways of getting girls into school. Supports NGOs, businesses and others.'	£90 million	15 awarded to date, possibly another 30	May 2012 to March 2016 (with a possible extension)	Restricted
Global Poverty Action Fund (GPAF)	'Demand-led fund supporting projects focused on poverty reduction through tangible changes to poor people's lives including through: service delivery, empowerment and accountability and work on conflict, security and justice through two windows (impact and community partnerships).'	£40 million awarded per year for 3 years, budget profile is £120 million over 7 years	6 awards in 2011	2010-13	Restricted
Civil Society Challenge Fund (CSCF)	Supports projects that build the capacity of civil society to influence decisions that affect poor people's lives.	£14 million; forecast for 2012-13 approximately £12.2 million then £7 million in 2013-14, £3.5 million in 2014-15	58	2000 to March 2015 (Not open to new applications)	Restricted
Global Resilience Action Programme (G-RAP)	Building capacity/capability and working to build the disaster resilience of vulnerable communities.	£40 million	No grants awarded yet	2013-2016	Restricted
Common Ground Initiative (CGI)	Supports small and diaspora organisations working in Africa. Total Fund £40 million, total DFID contribution £20 million.	£6.67 million Budget for 2012-13 and 2013-14 is £3.7 million	35	2011-2014	Restricted
Responsible and Accountable Garment Sector (RAGS)	Aims to improve working conditions of vulnerable workers in the garment sector in Asia and Africa. 12 projects supported with 'for profit and not for profit groups'.	£3 million	CSOs 2 Private Sector	November 2010 to July 2013	Restricted
Disability Rights Fund (DRF)	Demand-led fund supporting disabled people. Funded with AusAid.	£0.55 million	61	Ends July 2013 New business case for additional funding being prepared for period 2013-2016	Restricted
UK Aid Match (UKAM)	Matched funding for UK NGO public fund raising campaigns.	Successful £37 million pilot ran for one year from June 2011 Preparing business case for £120 million multi-year programme	17	2012-2015 (Not open to new applications)	Mix of restricted & unrestricted
Rapid Response Facility (RRF)	Facility to provide rapid funding to pre-qualified organisations in the first 72 hours following a rapid onset humanitarian emergency or other disasters.	Funding from April 2012; used once to date; approximately £2 million spent	N/A	Funding from April 2012	Restricted

Annex

Figure A3: Summary of annual funding of case study organisations 2011-12

	Christian Aid	ActionAid	WWF	Restless Development/YBI/War Child	Conciliation Resources	Ethical Trading Initiative
	£ Million	£ Million	£ Million	£ Million	£ Million	£ Million
Total income	95.4	62.6	60.7	12.5	5.1	1.6
<i>Restricted income</i>	43.9	37.3	23.6	8.4	3.4	0.3
<i>Unrestricted income</i>	51.5	25.3	37.1	4.1	1.7	1.3
All income from the UK Government	17.9	4.7	3.2	3.7	2.0	0.5
All income from DFID	17.9	4.7	3.1	3.7	2.0	0.5
DFID PPA funds	7.3⁵⁰	3.1	3.1	1.8	1.0	0.4
PPA as % of total income	8%	5%	5%	14%	19%	25%
PPA as % of unrestricted income	14%	12%	8%	43%	59%	31%
Grants as % of all income	38%	27%	7%	70%	100%	40%
Number of grants in total	71	215	25	87	20	7
Where the CSO shows PPA budgeted	Restricted	Unrestricted	Restricted	Unrestricted	Unrestricted	N/A
Period	Year to 31 March 2012	Year to 31 December 2011	Year to 30 June 2012	Years to 30 September & 31 December 2011	Year to 31 December 2012	Year to 31 March 2012
Accounts	Audited / Public	Audited / Public	Audited / Public	Audited / Public	Unaudited / Not public	Audited / Not public ⁵¹

⁵⁰ Christian Aid receives a General PPA, with an annual value of £6 million and a Conflict, Humanitarian Security & Justice PPA, with an annual value of £1.2 million.

⁵¹ Ethical Trading Initiative is a company limited by guarantee and does not disclose the DFID PPA grant separately.


Annex

Figure A4: Funds flow

The following have been prepared using financial information provided by the case study organisations. This information is not disclosed in their annual accounts. This information is based on our analysis of their PPA expenditure during one financial year. Given the flexible nature of PPA funding, the proportion and type of expenditure will change in subsequent years. Grant income and expenditure relates to the 2011-2014 PPA only.

We have not provided a funds flow for the PPA to the Ethical Trading Initiative, which reports a proportional allocation to DFID as part of its annual report but does not track the expenditure in its accounting system.

Funds flow Restless Development consortium 2011-12

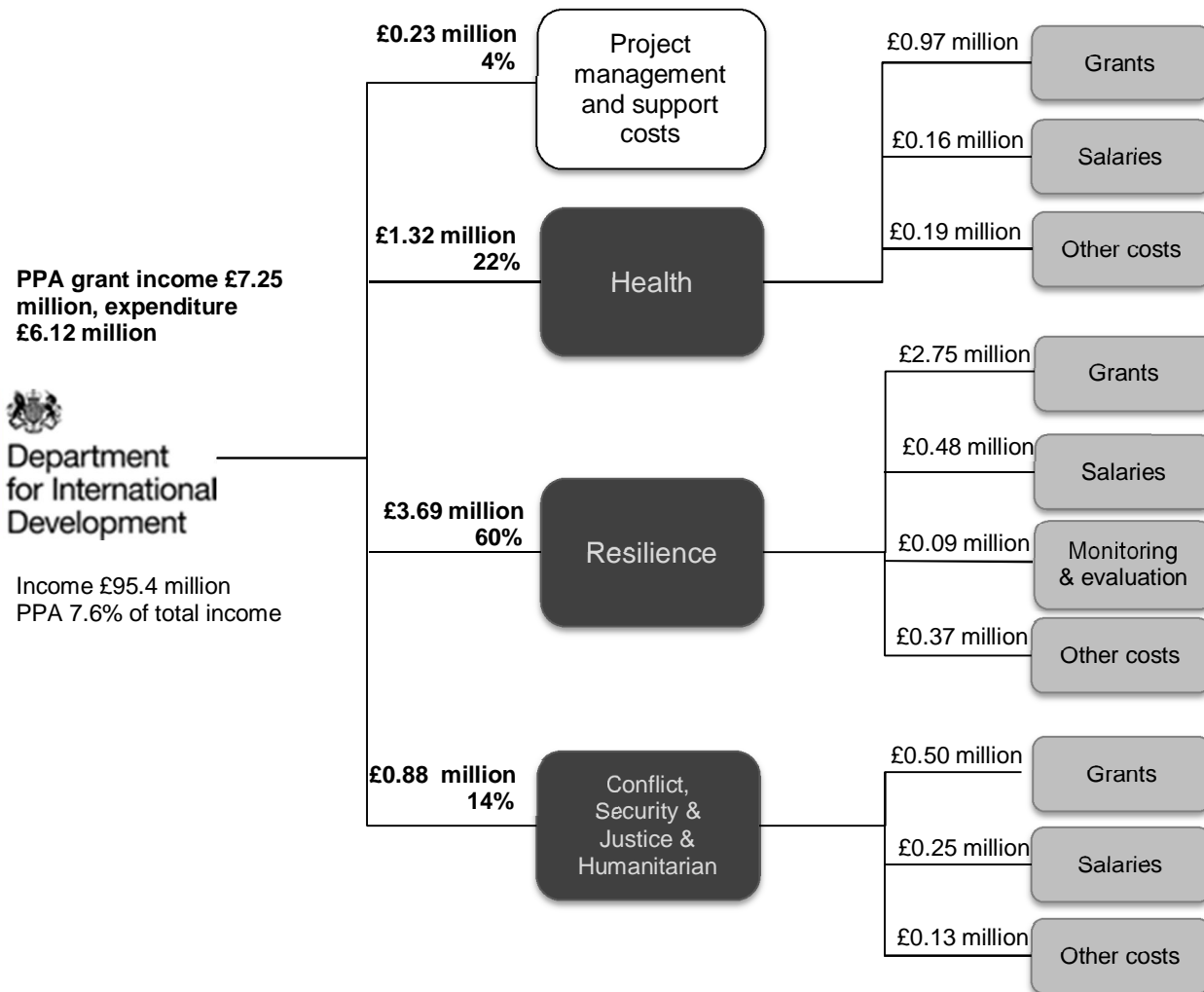


The consortium is using its PPA to work with young people to ensure they have productive livelihoods, empowerment to make responsible decisions about their sexual and reproductive health and ensure governments are accountable to their citizens, civil society and young people.

The funds flow represents the financial years ending 30 September 2012 and 31 December 2012.

Annex

Funds flow Christian Aid 2011-12



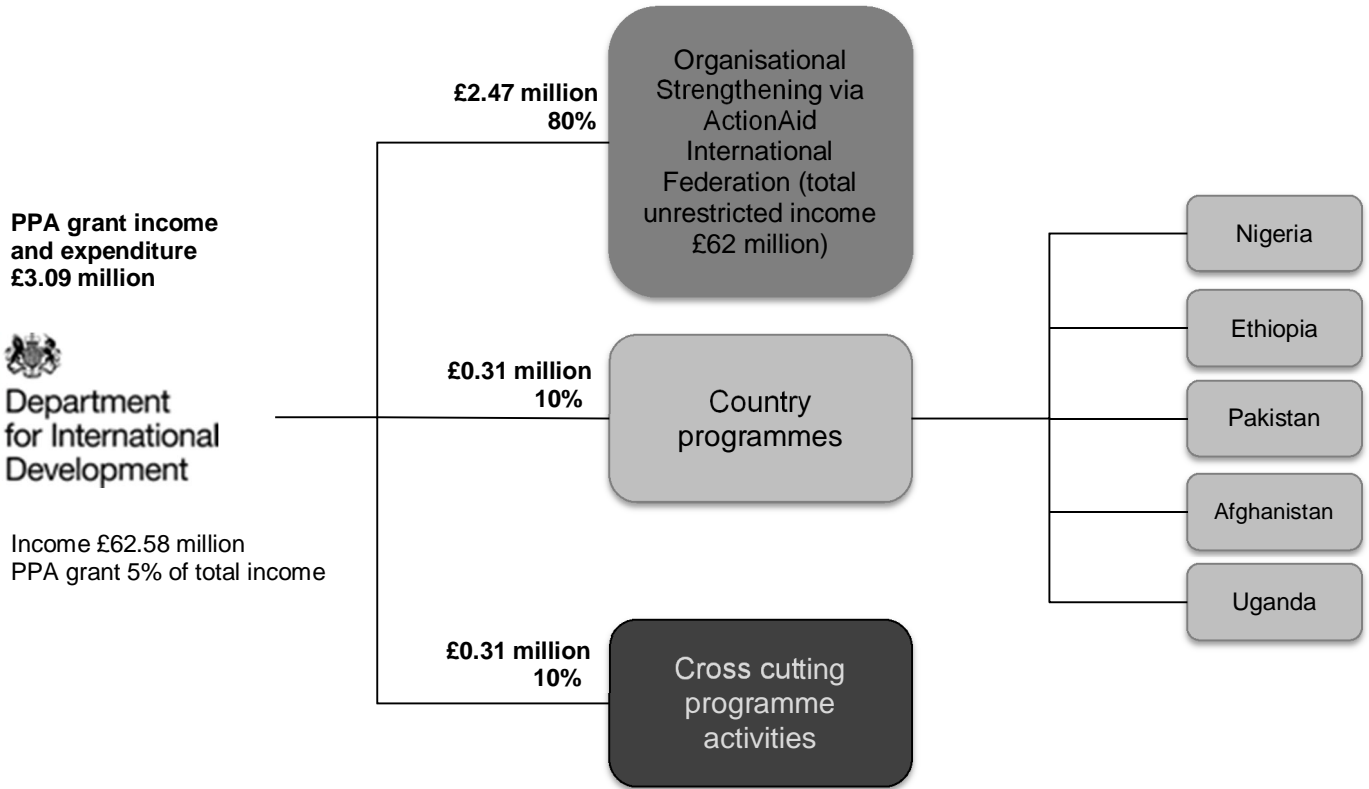
Christian Aid has two PPAs. Christian Aid reports that it is using its General PPA to promote inclusive and sustainable wealth creation and improved health.

Its Conflict, Security and Humanitarian PPA is targeting work in fragile countries and those with most humanitarian need. The PPA will support work on Climate Smart Disaster Risk Management, risk reduction in fragile or post conflict environments; and building local capabilities in both disaster risk reduction and preparedness policy and practice.

The funds flow represents the financial year ending 31 March 2012.

Annex

Funds flow - ActionAid 2011

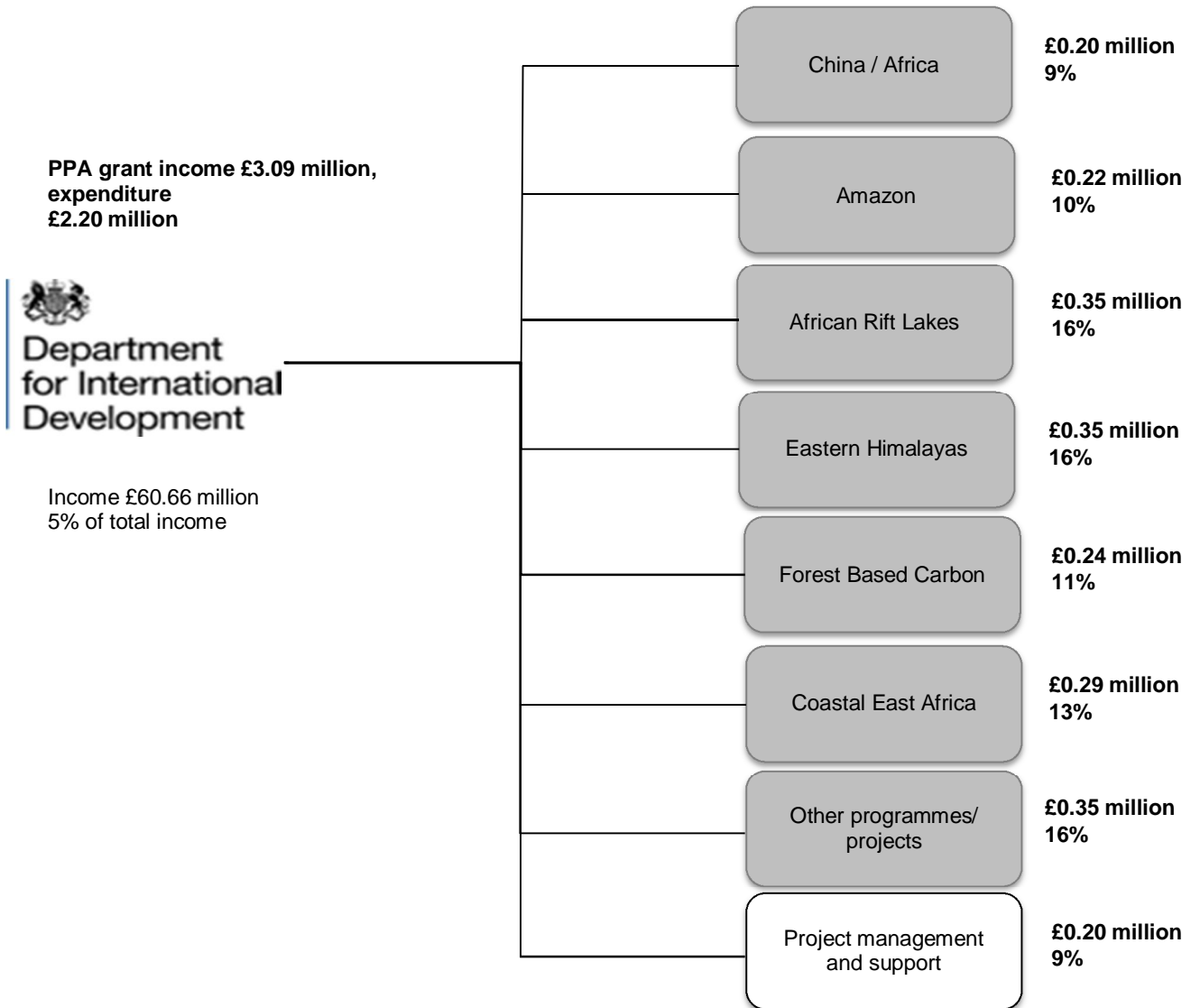


ActionAid reports that it aims to use its PPA grant to ensure that poor and excluded people are active in securing positive policy and budgetary change and that duty bearers are accountable, transparent and provide quality universal service delivery at local, regional and national levels.

The funds flow represents the financial year ending 31 December 2011.

Annex

Funds Flow WWF 2011-12

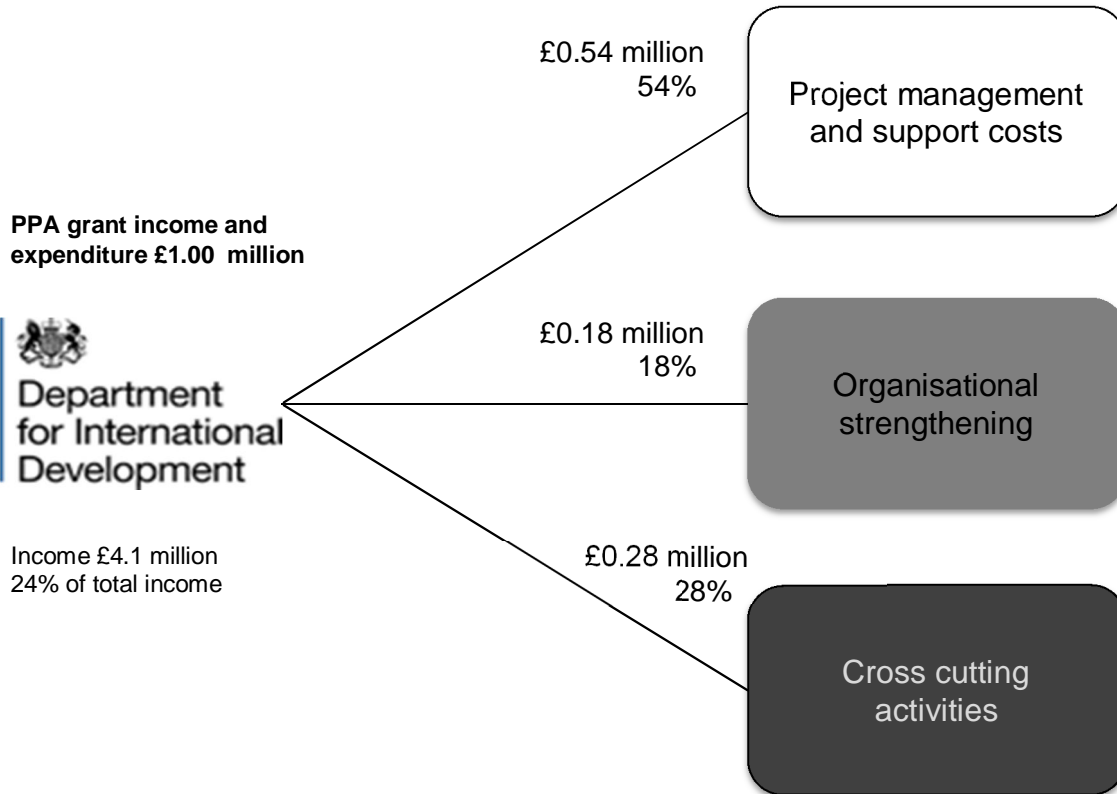


WWF's PPA aims to support programmes across Africa, Asia and Latin America. These programmes fall under five WWF policy priority areas: water security; forest and marine governance for the poor; climate change adaptation; driving urgent action on climate change in emerging economies; and enabling environmentally sustainable economic growth for Africa.

The funds flow represents the financial year ending 30 June 2012.

Annex

Funds flow - Conciliation Resources



Conciliation Resources reports that it is using its PPA to support its global programmes to ensure peace-building is at the heart of development and governance work in fragile states and that there is public participation in peace and political settlement processes in all of the countries in which it works.

Annex

Figure A5: Results reported by the case study CSOs

5. The following table sets out the performance of the individual case studies, as reported in each organisation's Annual Review. It also includes the commentary on this from the IPR evaluators appointed to verify the accuracy of the results.

Outputs	Achievements (Y1) ⁵²	Independent Performance Review verification
Action Aid		
Women's groups strengthened to support women's rights	<ul style="list-style-type: none"> - 67 women's groups trained in advocacy (<i>milestone 111</i>) - 61 women's groups participating in policy fora (<i>milestone 66</i>) - 85 reflect circles established and strengthened (<i>milestone 127</i>) - 6 policy briefs/reports produced by women's groups highlight priority issues for change (<i>milestone 3</i>) 	<p>Some evaluation constraints but no major concerns over accuracy and validity of results reported.</p> <p>Progress towards delivering outputs largely off track (except for education) but confident on right trajectory to deliver impact. Suspension of work in Nigeria, restricted access to government officials in Uganda and changes in programme priorities at country level had an impact.</p>
Community leaders and government officials trained to support women's rights	<ul style="list-style-type: none"> - 714 leaders trained on women's rights (<i>milestone 928</i>) - 197 government officials trained on women's rights (<i>milestone 402</i>) - 252 workshops promoted dialogue and understanding (<i>milestone 268</i>) - 3 reports published based on women's groups' research and analysis (<i>milestone 4</i>) 	
CSOs, farmers' groups and associations established/strengthened to support food security	<ul style="list-style-type: none"> - 216 new CSOs, farmers groups and associations formed (<i>milestone 162</i>) - 2,032 women became members of farmers' groups/associations (<i>milestone 480</i>) - 47 CSOs and associations represented on food security councils/ fora (<i>milestone 89</i>) - 71 farmers' groups and associations trained on advocacy techniques (<i>milestone 261</i>) 	
Poor farmers supported to promote sustainable practices	<ul style="list-style-type: none"> - 258 female and 231 male farmers trained on sustainable farming practices (<i>milestones 347 and 318 respectively</i>) - 816 female and 2,657 male farmers participating in resource users' associations (<i>milestones 460 and 940 respectively</i>) - 9 reports/papers produced advocating sustainable agriculture (<i>milestone 19</i>) 	
CSOs trained to demand greater accountability and transparency	<ul style="list-style-type: none"> - 25 CSOs trained to use analytical and advocacy tools (<i>milestone 40</i>) - 60 CSO groups/networks using ELBAG methodologies (<i>milestone 71</i>) - 2 policy briefs published targeting decision-makers (<i>milestone 4</i>) 	
Government officials trained on accountability and transparency	<ul style="list-style-type: none"> - 296 government officials trained (<i>milestone 278</i>) - 16 events held to raise budget-makers' awareness of civil society priorities (<i>milestone 29</i>) - 3 official responses to petitions and public debate (<i>milestone 5</i>) 	
Schools respect children's rights and offer free basic education	<ul style="list-style-type: none"> - 278 education professionals trained on gender equality (<i>milestone 172</i>) - 237 school management committees trained to promote gender equality (<i>milestone 103</i>) - 24 councils campaigned for school improvements (<i>milestone 22</i>) 	
Christian Aid CHSJ		
Communities better prepared to respond to disasters	<ul style="list-style-type: none"> - Representatives from 30 local organisations trained to develop DRR/CCA plans (<i>milestone 10</i>) - 140 communities supported to develop action plans (<i>milestone 70</i>) 	<p>PPA funds used strategically and transparently to deliver results in terms of changes to the lives of poor and</p>
Stakeholders participate in Hyogo Framework discussions	<ul style="list-style-type: none"> - 14 local organisations and 13 communities trained in disaster-related policy and practice (<i>milestones 10 and 50 respectively</i>) 	

⁵² Extracted from the Annual Reviews of 2011-12.

Annex

Outputs	Achievements (Y1) ⁵²	Independent Performance Review verification
Communities develop resilient livelihoods	- 30 local organisations and 70 communities trained in Participatory Vulnerability Capacity Analysis (PVCA) (<i>milestones 10 and 70 respectively</i>)	marginalised people
Consolidated resilience approach developed, tested and evaluated	- Resilient Livelihoods Framework delayed (<i>milestone 1 country</i>) - Humanitarian Accountability Partnership (HAP) rolled out in 2 countries (<i>milestone 2</i>)	Output 2 is the only output not to meet Y1 milestone. Not all outputs reported in the Annual Review, however, can be fully attributed to PPA funds as, in some cases, prior funding may have contributed to the activities.
Christian Aid General		
Support development of profitable and resilient livelihoods	- 64,419 marginalised producers and landless labourers supported to develop more resilient livelihoods (<i>milestone 45,000</i>)	Met or exceeded all Y1 targets in terms of improvements in health and livelihoods of poor and marginalised people. Not all outputs reported in the Annual Review, however, can be fully attributed to PPA funds as, in some cases, prior funding may have contributed to the activities. The IPR confirms the plausibility of reported achievements, although it notes that, in some instances, the variety of reporting sources and the format of APR reporting do not make it an easy task to follow and assess how the achievement was calculated.
Support development of livelihood strategies to adapt to climate trends and risks	- Risk analysis conducted in 207 vulnerable communities (<i>milestone 50</i>) - 144 vulnerable communities supported to build links with climate science actors (<i>milestone 30</i>)	
Influence policy/practice to promote profitable and resilient livelihoods	- 20 cases of advocacy on livelihoods, risk and resilience (<i>milestone 4</i>)	
Improved health for women, children and people with HIV	- 3.7 million people reached with health prevention programmes/ supported to access health services (<i>milestone 600,000</i>) - 58,763 people with HIV reached through activities aimed at reducing discrimination (<i>milestone 40,000</i>)	
Conciliation Resources		
Support capacity development of partner organisations	- Average 25 days capacity-building support to partners (<i>milestone 20</i>)	Strong performance against Y1 milestones; mostly achieved or surpassed. Milestones, however, are conservative and indicators difficult to measure. Limits ability to provide robust and accurate assessment. Use of evidence to illustrate results in Annual Review is weak. But evidence in internal
Support generation of new ideas for conflict transformation	- CR organised dialogues/exchanges in all the countries where it works (for example, 4 local dialogues/ exchanges between women across the Line of Control in India Pakistan Kashmir programme (<i>milestone 4</i>))	
Influence governments and multilaterals to promote alternatives to violence	- Approx. 8,500 people received copies of Accords and policy briefs (<i>milestone 4,000</i>)	

Annex

Outputs	Achievements (Y1) ⁵²	Independent Performance Review verification
Increased public awareness of peace and conflict-related issues	- 5 conflict analysis papers produced, 1 Accord publication sent to 6000 people, 6 policy briefs sent to 2,500 people (<i>exceeded milestones</i>)	quarterly monitoring is good.
Improved planning, M&E systems and communications	- Web visits increased by 1.5% (<i>milestone 5%</i>) - 20% increase in e-news bulletin subscribers (<i>milestone 5%</i>)	
Ethical Trade Initiative		
Improved working conditions in prioritised supply chains	- 52 members participating in prioritised supply chain programmes (<i>milestone 20</i>) - 20 additional organisations involved in Tamil Nadu multi-stakeholder initiative	Exceeded Y1 milestones for outputs 1 and 3, but did not reach target for output 2. Output 2 builds on outputs 1 and 3, which is not adequately reflected in logframe.
Poor and vulnerable workers better able to act on their rights	- Supply chain programmes not yet at stage to develop initiatives for workers to voice their concerns in the workplace - 1,183 homeworkers in India aware of their rights (<i>milestone 3,000</i>)	
ETI members support improved working conditions	- More than 10 changes in business practices including improvements in payment procedures, purchasing practices, working conditions for women, communication practices, addressing debt bondage and in public procurement (<i>milestone 10</i>). - Over £77,000 invested by member companies (<i>milestone £50,000</i>)	
Restless Development/ YBI/ War Child		
Delivery of programmes and services to young people	- 16,899 young people accessing employment and business training (<i>milestone 15,747</i>) - 186,143 young people accessing training on life skills and civic education (<i>milestone 37,500</i>) - 128,782 young people accessing sexual and reproductive health education and services (<i>milestone 75,000</i>) - 20,337 conflict-affected children/young people accessing protection/reintegration services (<i>milestone 15,005</i>) - 8,494 duty bearers receiving information on child rights and protection (<i>milestone 7,040</i>)	All milestones met or exceeded. AR comprehensive yet concise and truthful. The Mid-Term Review reports that a few beneficiary numbers are, however, somewhat inflated, due to some double counting where an individual may have been part of two different projects and thereby counted twice.
Targeted technical support to youth-led/focussed CSOs	- 96 youth-led/focussed CSOs trained (<i>milestone 30</i>) - 85 youth-led/ focussed CSOs supported to scale up influence/outreach (<i>milestone 25</i>)	
Strategic partners engaged to work more effectively with young people	- 26 national and 115 local government departments consulted young people in strategies and planning (<i>milestones 5 and 25 respectively</i>) - 8 global/regional and 14 national aid agencies supported to make provision for young people in their strategies (<i>milestones 2 and 5 respectively</i>) - 63 private sector organisations engaging with consortium (<i>milestone 31</i>)	
Best practice captured and disseminated	- 20 communications resources developed (<i>milestone 10</i>) - 7,200 downloads of young people development tools (<i>milestone 7,000</i>)	

Annex

Outputs	Achievements (Y1) ⁵²	Independent Performance Review verification
WWF		
Communities trained/ participating in equitable and adaptive safeguarding of ecosystems	<ul style="list-style-type: none"> - 169 initiatives enhancing and/or diversifying people's livelihoods established (<i>milestone 167</i>) - 32 training events conducted or facilitated with CBOs/CSOs on pro-poor environmental sustainability (<i>milestone 34</i>) - 467 training events conducted or facilitated (<i>milestone 376</i>), including 227 training events with CBOs/CSOs, collaborative or joint management regimes on pro-poor adaptive ecosystem (or climate change management) 	Annual Review is a fair representation of achievements. Presents a comprehensive self-assessment of progress against outputs. Achievements could be better articulated with stronger socioeconomic analysis. Logframe indicators could also be strengthened.
Climate-smart policy frameworks and practices identified, advocated and supported	<ul style="list-style-type: none"> - 57 incidences of sharing/development/promotion on adaptation and DRR (<i>milestone 30</i>) - 93 CSOs and influential actors in decision-making processes related to adaptation, REDD+ and LCD processes engaged by WWF (<i>milestone 117</i>) 	
Climate-smart, sustainable policies and practices for investors identified, advocated and supported	<ul style="list-style-type: none"> - 54 cases of information/lessons shared (<i>milestone 30</i>) - 70 actors/decision-making bodies engaged with (<i>milestone 42</i>) 	

Abbreviations

AA	ActionAid
AR	Annual Report
CAFOD	Catholic Agency for Overseas Development
CBOs	Community-based organisations
CCA	Climate change adaptation
CGI	Common Ground Initiative
CHASE	Conflict, Humanitarian and Security Department
CHSJ	Conflict, Humanitarian, Security and Justice
CSCF	Civil Society Challenge Fund
CSD	Civil Society Department
CSO	Civil society organisation
DFID	Department for International Development
DRF	Disability Rights Fund
DRR	Disaster risk reduction
EC	European Commission
ELBAG	Economic Literacy and Budget Accountability for Governance
ETI	Ethical Trade Initiative
GAIN	Global Alliance for Improved Nutrition
GECF	Girls' Education Challenge Fund
GPAF	Global Poverty Action Fund
G-RAP	Global Resilience Action Programme
GTF	Governance and Transparency Fund
HAP	Humanitarian Accountability Partnership
IATI	International Aid Transparency Initiative
ICAI	Independent Commission for Aid Impact
IPR	Independent Performance Review
LCD	Low-carbon development
M&E	Monitoring and evaluation
NAO	National Audit Office
NGO	Non-governmental organisation
OECD	Organisation for Economic Cooperation and Development
PPA	Programme Partnership Arrangement
PVCA	Participatory Vulnerability Capacity Analysis
RAGS	Responsible and Accountable Garment Sector
REDD+	Reducing Emissions from Deforestation and Forest Degradation Plus
RRF	Rapid Response Fund
SGA	Strategic Grant Agreement
UKAM	UK Aid Match
UNDP	United Nations Development Programme
VSO	Voluntary Service Overseas
YBI	Youth Business International
Y1	Year One

© Crown copyright 2013

You may re-use this information (excluding logos) free of charge in any format or medium, under the terms of the Open Government Licence. To view this licence, visit <http://www.nationalarchives.gov.uk/doc/opengovernment-licence/> or e-mail: psi@nationalarchives.gsi.gov.uk.

Where we have identified any third party copyright information you will need to obtain permission from the copyright holders concerned.

This report was prepared by ICAI with the assistance of Agulhas Applied Knowledge.

Any enquiries regarding this publication should be sent to us at enquiries@icai.independent.gov.uk.